TPA 玖钧传动 Motion Control

详细代理商资料查询TPA官网 Please check TPA official website for detailed agent information


华东制造基地：East China manufacturing base:
电 话 Tel:0512-50127418
地 址：江苏省昆山市玉山镇元丰路平乐路58号
Address: No. 58, Pingle Road, Yuanfeng Road, Yushan Town, Kunshan City, Jiangsu Province

华南制造基地：South China manufacturing base:
地 址：深圳市坪山区坑梓街道金沙社区东联工业区5号玖钧产业园
Address: JiuJun Industrial Park, No. 5, Donglian Industrial Zone, Jinsha Community, Kengzi Subdistrict, Pingshan District, Shenzhen City

上海分公司：Shanghai Branch
地 址：上海市松江区车墩镇北松公路5255号(智兆大厦)
Address: No.5255 Beisong Highway, Chedun Town, Songjiang District, Shanghai (Zhizhao Building)

北京办事处：Beijing office:
地 址：北京经济技术开发区科创十四街6号院1号楼
Address: Building 1, Yard 6, Kechuangshisi Street, Beijing Economic and Technological Development Zone

无锡办事处：Wuxi office:
地 址：无锡新吴区浩展大厦
Address: Haozhan Building, Xinwu District, Wuxi

东莞办事处：Dongguan office:
地 址：东莞市寮步镇环翠路2号通圣高新科技园办公楼三楼
Address: 3/F, Office Building, Tongsheng Hi-Tech Industrial Park, No. 2, Huancui Road, Liaobu Town, Dongguan City

浙江办事处：Zhejiang office:
地 址：浙江省绍兴市上虞区江扬路888号中富大厦
Address:Zhongfu Building, 888 Jiangyang Road, Shangyu District, Shaoxing City, Zhejiang Province, China

华中办事处：Central China office:
地 址：武汉市江夏区关南四路35号东港科技产业园
Address: Donggang Science and Technology Industrial Park, No.35 Guannansi Road, Jiangxia District, Wuhan City

深圳办事处：Shenzhen office:
地 址：深圳市龙华区龙华街道龙观东路57号时代大厦
Address: Times building, No.57,Long Guan East rd, Longhua district, Shenzhen



版权所有※翻印必究 本型录内容如有变更，恕不另行通知，敬请谅解。 The contents of this catalogue are subject to change without prior notice.


TPA 网站 TPA website | 微信公众号 Wechat public account | 产品资料 Product Information | 三维选型 Three-dimensional selection | 抖音号 Douyin

Solutions | ISO 9001 | CE


产品型录编号:TPA-BD-ZE-004


TPA 玖钧传动·智造兴邦

LINEAR MODULES EUROPE TYPE

# 欧规模组

玖钧传动·智造兴邦

玖钧传动
Motion Control

— 玖 钧 传 动 · 智 造 兴 邦 —

# 目 录 CONTENTS


公司简介 company Intro 003

半封闭皮带型 Semi-sealing Belt Driven Linear Actuator 011

TPA-ONB-60 ---------- 013P
TPA-ONB-80 ---------- 017P
TPA-ONB-80F ---------- 021P
TPA-ONB-120F -------- 025P

全封闭皮带型 Full-Sealing Belt Driven Linear Actuator 039

TPA-OCB-60 ---------- 039P
TPA-OCB-80 ---------- 043P
TPA-OCB-80S ---------- 047P
TPA-OCB-100 ---------- 051P
TPA-OCB-120 ---------- 055P
TPA-OCB-140 ---------- 059P

参考资料 Reference data 099

# 公司简介
## COMPANY INTRO

TPA玖钧传动创立于2016年，隶属玖钧集团，总部坐落在中国·昆山，现有二大研发中心和制造基地（昆山、深圳）；全国拥有十几处服务据点。产品畅销海内外主要有：中国（含台湾）、东南亚、欧美。总生产面积达50000平方米+，在职员工500人+，拥有各类先进设备近400台+。

注册商标TPA，寓意：TPA玖钧传动在摸索中“Transfer”不断改变，工作中“Passion”充满激情，发展中“Active”积极进取，永远以昂扬的斗志奋发向前。

TPA玖钧传动——专注于高速高精传动产品，是一家集专业研发、生产、销售、售后、服务为一体的国家级专精特新“小巨人”企业、国家高新技术企业、国家级博士后科研工作站、江苏省级专精特新、创新型中小企业、江苏省潜在独角兽企业。主要产品有：精密直线模组（日规模组、欧规模组、电动缸、钢基模组、内嵌式铝基模组、简易模组）、精密直线电机（单轴直线电机、直线电机平台、动定子）、磁悬浮智能传输系统（磁驱环形线、磁悬浮传输系统）。

TPA玖钧传动产品主要服务于：新能源、3C、半导体、新型显示、医疗、汽车、线路板、军工等八大产业领域。被广泛应用于取放、搬运、定位、分类、扫描、检测、点胶、焊锡等各类作业形式，模块化的产品满足客户多元化的应用场景。

TPA玖钧传动将秉承“永远为伙伴提供优质的服务，有责方远，利他共赢”的公司使命，优化产品，不断创新，始终坚持以高效的运作，优质的产品，精益求精的精神服务客户。

TPA玖钧传动以技术为核心、产品为基础、市场为导向、出色的服务团队、打造“TPA玖钧传动·智造兴邦”的行业新标杆。

TPA Jiujun Transmission was founded in 2016 and is affiliated with Jiujun Group. Its headquarters is located in Kunshan, China. Currently, it has two major R&D centers and manufacturing bases (in Kunshan and Shenzhen); it also has more than ten service outlets across the country. Its products are sold worldwide, mainly in China (including Taiwan), Southeast Asia, and Europe and America. The total production area is over 50,000 square meters, with more than 500 employees, and it possesses nearly 400 sets of advanced equipment.

Registered trademark TPA, its meaning: TPA Jiujun Transmission continuously "Transfers" and changes in the process of exploration; "Passion" is full of enthusiasm in the work; "Active" is proactive and enterprising in the development; always advancing forward with an energetic spirit.

TPA Jiujun Transmission - dedicated to high-speed and high-precision transmission products, is a national-level specialized, innovative "little giant" enterprise, a national high-tech enterprise, a national postdoctoral research station, an Jiangsu provincial specialized, innovative small and medium-sized enterprise, a potential unicorn enterprise in Jiangsu Province. Its main products include: precision linear modules (Japanese scale group, European scale group, electric cylinder, steel base module, embedded aluminum base module, simple module), precision linear motors (single-axis linear motor, linear motor platform, moving and stationary stators), magnetic levitation intelligent transmission systems (magnetic drive ring line, magnetic levitation transmission system).

The TPA Jiujun transmission products mainly serve eight major industrial sectors: new energy, 3C, semiconductors, new display, healthcare, automobiles, circuit boards, and military industries.They are widely used in various operation forms such as loading and unloading, transportation, positioning, classification, scanning, inspection, dispensing, soldering, etc. The modular products can meet the diversified application scenarios of customers.

TPA Jiujun Transmission will adhere to the company mission of "always providing high-quality services to partners, taking responsibility far, and achieving mutual benefit through altruism", optimize its products, continuously innovate, and always provide services to customers with efficient operations, high-quality products, and the spirit of striving for excellence.

TPA Jiujun Transmission takes technology as its core, products as its foundation, market as its orientation, and an outstanding service team to create a new industry benchmark of "TPA Jiujun Transmission - Empowering the Nation through Manufacturing".

# >> 公司价值观 Corporate values

核心的竞争和公司的价值观是企业品牌价值的重要体现。
The core competition and the company's values are the important embodiment of enterprise brand value.

出色的营销团队，专业的产品咨询，悉心的客户服务，完善的售后体系。
Excellent marketing team, professional product consultation, attentive customer service and perfect after-sales system.

正直，尊重个人。任何讨论都以改善工作为前提。尊重差异，保护多样式的个性。
Integrity and respect for individuals.Any discussion is premised on improving the work. Respectdifferences and protect multi-style personalities.

敬业，客户至上。为客户提供无可挑剔的服务。公司在做任何事情或任何决定时都必须同时考虑到客户的感受和利益。
Dedicated, customer first.Provide impeccable service to customers. The company must consider thefeelings and interests of customers at the same time when doing anything or making any decision.

专业，充满激情。勤奋和敬业让我们出色，投入让我们生动，激情让我们卓越。
Professional and full of passion.Diligence and dedication make us outstanding, devotion makes us vivid, and passion makes us outstanding.

主动，不断创新。每个人都是推动公司前进的力量。我们崇尚个人主动创新。任何对公司有益的事情大家都会不遗余力的支持，主动配合。我们相信每个人的努力都会对公司产生深远的影响。
Initiative and continuous innovation.Everyone is a force to push the company forward. We advocate individual initiative innovation. Everyone will spare no effort to support and actively cooperate with anything that is beneficial to the company. We believe that everyone's efforts will have a profound impact on the company.

# 选择我们 Choose us

**1 平台优势 Platform advantage**

专业的传动组件制造厂商，有二大研发中心（昆山、深圳） 四大制造基地（昆山、深圳、宁波、济南）。拥有50000余平方米生产制造车间，自有加工设备近400台+，销售的产品都具有全自主知识产权。
A professional manufacturer of transmission components, with two R&D centers (Kunshan and Shenzhen) Four major manufacturing bases (Kunshan, Shenzhen, Ningbo, Jinan). With a production and manufacturing workshop of over 50,000 square meters and nearly 400 sets of self-owned processing equipment, all the products sold have full independent intellectual property rights.

**2 团队优势 Team advantage**

公司组织架构齐全，团队核心成员均在行业耕耘十余年。团队年轻化，富有活力，勇于担当。可为客户提供准确的选型方案及其他相关咨询服务。
The company has a complete organizational structure, and the core team members have all been working in the industry for more than ten years. The team is young, energetic and courageous in taking on responsibilities. We can provide customers with accurate selection plans and other related consulting services.

**3 技术优势 Technological advantage**

公司拥有百余位行业内资深技术研发人员。可为客户提供非标定制化需求，多样灵活的方案。
The company has over a hundred senior technical R&D personnel in the industry. We can provide customers with non-standard customized demands and diverse flexible solutions.

**4 产品优势 Product advantage**

核心配件自产，自给率高。立足于自动化设备传动领域。产品类别齐全，可满足客户在传动形式上多种需求。
The core components are self-produced, with a high self-sufficiency rate. Based in the field of transmission for automated equipment. Our product range is comprehensive and can meet various demands of customers in terms of transmission forms.

**5 品质优势 Quality advantage**

拥有先进的制造设备、专业的检测设备。完整的生产工艺流程、专业的团队。多道品质检验流程，确保产品一致性。
It is equipped with advanced manufacturing facilities and professional testing equipment. Complete production process flow and professional team. Multiple quality inspection processes ensure product consistency.

**6 服务优势 Service advantage**

我司拥有全球化销售网络，办事处及专业的售后团队， 更快速响应客户售前、售中、售后服务需求。
Our company has a global sales network, offices and a professional after-sales team, which enables us to respond more quickly to customers' pre-sale, in-sale and after-sale service demands.

**7 社会责任 Social responsibility**

为员工提供舒适、安全、健康的工作环境。精密传动配件自产自销，打破进口依赖，摆脱“卡脖子”障碍。专注高速高精传动产品，为国家智能制造发展添砖加瓦。
Provide employees with a comfortable, safe and healthy working environment. Precision transmission components are self-produced and self-sold, breaking the reliance on imports and getting rid of the "bottleneck" obstacle. Focusing on high-speed and high-precision transmission products, we contribute to the development of national intelligent manufacturing.

**8 价格优势 Price advantage**

规模大、产能高、编制精、人员结构稳定。可帮助客户降低生产成本，提高产品利润及市场竞争力。
Large scale, high production capacity, precise staffing and stable personnel structure. It can help customers reduce production costs, increase product profits and market competitiveness.

# TPA公司环境
## Company Environment

华东制造基地 East China Manufacturing Base

华南制造基地 South China Manufacturing Base

加工车间 Processing workshop


多功能培训厅 Multifunctional Training Hall

无尘车间 Dust-free workshop

组装车间 Assembly shop

CNC加工中心 CNC machining center

办公环境 Office environment



玖钧传动
Motion Control

# TPA模组生产流程
## Production process

1.按照客户需求设计定制图纸。
Design customized drawings according to customer requirements.


2.订单确认，客户回传合同及图纸。
Order confirmation, Customers return contracts and drawings.


3.按照图纸CNC生产加工。
CNC production and processing according to drawings


4.检查底座平面度。
Check the flatness of the base.

5.检查底座平行度。
Check the parallelism of the base.


6.检查螺杆同心度垂直度。
Check the verticality of screw concentricity.


7.检查有无卡顿情况。
Check for any stuck condition.


8.通电测试重复定位精度。
Test the accuracy of repeated positioning by electrifying.

9.模组运行噪音检测。
Running noise detection of module.

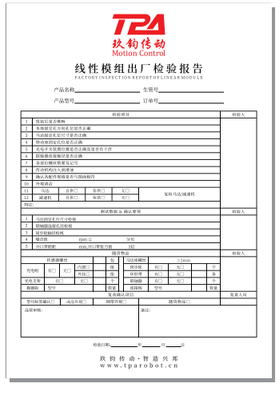
TPA 玖钧传动 Motion Control

线性模组出厂检验报告
FACTORY INSPECTION REPORT OF LINEAR MODULE

产品名称_____ 车间号_____
产品型号_____ 订单号_____

| 检验项目 | | | | | | 检验人 |
|---|---|---|---|---|---|---|
| 1 | 检查行程长度和 | | | | | |
| 2 | 各轴滑台无卡顿无异常现象 | | | | | |
| 3 | 电动滑台无卡顿无异常 | | | | | |
| 4 | 滑动摩擦试行程是否正常 | | | | | |
| 5 | 试运行至最行程是否工作正常 | | | | | |
| 6 | 检查各连接螺栓是否紧固 | | | | | |
| 7 | 检查电缆是否完好 | | | | | |
| 8 | 外观检查无损伤 | | | | | |
| 9 | 测试电机与电缆连接的牢固性和稳定性 | | | | | |
| 10 | 电机温度 | | | | | |
| 11 | 噪音 | 合格□ | 偏大□ | 偏小□ | 实际马达运转时 | |
| 12 | 减速机 | 合格□ | 偏大□ | 偏小□ | | |
| 备注: | | | | | | |

| 测试数据与测试要求 | | | | | | 检验人 |
|---|---|---|---|---|---|---|
| 1 | 电缆拖链是否合理安装 | | | | | |
| 2 | 电缆拖链是否无异常 | | | | | |
| 3 | 模组接线正确 | | | | | |
| 4 | 电压值 | 380V □ | | 实测: | | |
| 5 | 测试数据 | 动态/空载/负载 | | 合格□ | | |

| 组件确认 | | | | | | | | | | | | 检验人 |
|---|---|---|---|---|---|---|---|---|---|---|---|---|
| 传感器确认 | | | | 电 | 电动滑台型号 | | | 120mm | | | | |
| 气管型 | 电□ | 气□ | 内螺□ | 电□ | 滑轨型□ | 电□ | 电□ | | 电□ | | | |
| | | | 外螺□ | 气□ | 滑台型 | 电□ | 气□ | | 气□ | | | |
| 开关位置 | 上□ | | 右□ | 气□ | 滑块型 | 电□ | 气□ | | 气□ | | | |
| 电缆拖链 | 型号 | | | | 电缆 | 长度型号 | | | 型号 | | | 管道大小 |
| 电缆拖链型号 | | | | | 电缆拖链长度 | | | | | | | |
| 型号标签确认 | 成品外观□ | | 铭牌号对□ | | 铭牌型号□ | | | 铭牌内容□ | | | | |
| 温度参数: | | | | | 备注: | | | | | | | |

检验日期: ____年____月____日

玖钧传动·智造兴邦
www.tparobot.cn

滑台出厂均附有相应检验报告，确保产品符合使用要求，方准予出厂。

The sliding table is shipped with the corresponding inspection report to ensure that the products meet the use requirements, and the sliding table is allowed to leave the factory.

# 滑台模组规格索引

## Spec index of electric actuator

### ONB半封闭皮带模组
ONB Semi-sealing Belt Driven Linear Actuator

<table>
<tr><th rowspan="2">使用环境 Environment</th><th rowspan="2">传动方式 Drive Method</th><th rowspan="2">规格 Specifications</th><th rowspan="2">减速机构 Reducer mechanism</th><th rowspan="2">马达容量 Motor output</th><th rowspan="2">本体宽度 Body Width(mm)</th><th rowspan="2">重复定位精度 Repeated positioning accuracy</th><th colspan="2">皮带规格 Belt specification</th><th colspan="2">最大可搬重量 Maximum Payload (kg)</th><th rowspan="2">最高速度*1 Maximum speed (mm/s)</th><th></th><th colspan="26">标准行程建议最高使用速度*2 Stroke(mm) & Maximum speed (mm/s) 代表速度 Speed</th></tr>
<tr><th>宽度 Belt width (mm)</th><th>导程 Lead (mm)</th><th>水平使用 Horizontal (kg)</th><th>垂直使用 Vertical (kg)</th><th>行程 Stroke 250</th><th>450</th><th>650</th><th>850</th><th>1050</th><th>1250</th><th>1450</th><th>1650</th><th>1850</th><th>2050</th><th>2250</th><th>2450</th><th>2650</th><th>2850</th><th>3050</th><th>3250</th><th>3450</th><th>3650</th><th>3850</th><th>4050</th><th>4250</th><th>4450</th><th>4650</th><th>4850</th><th>5050</th><th>5250</th><th>5450</th></tr>
<tr><td rowspan="4">一般环境 General environment</td><td rowspan="4">同步带 Synchronous belt</td><td>TPA-ONB-60</td><td rowspan="2">无 NO</td><td>400W</td><td>65</td><td>±0.05</td><td>23</td><td>140</td><td>20</td><td></td><td>7000</td><td></td><td colspan="14">3500</td><td></td><td></td><td></td><td></td><td></td><td></td><td></td><td></td><td></td><td></td><td></td><td></td></tr>
<tr><td>TPA-ONB-80</td><td>400W</td><td>80</td><td>±0.05</td><td>38</td><td>170</td><td>25</td><td></td><td>8500</td><td></td><td colspan="14">4250</td><td></td><td></td><td></td><td></td><td></td><td></td><td></td><td></td><td></td><td></td><td></td><td></td></tr>
<tr><td>TPA-ONB-80F</td><td rowspan="2">无 NO</td><td>750W</td><td>80</td><td>±0.05</td><td>20</td><td>110</td><td>26</td><td></td><td>4500</td><td></td><td colspan="19">2250</td><td></td><td></td><td></td><td></td><td></td><td></td><td></td></tr>
<tr><td>TPA-ONB-120F</td><td>750W</td><td>120</td><td>±0.05</td><td>30</td><td>90</td><td>32</td><td></td><td>4500</td><td></td><td colspan="19">2250</td><td></td><td></td><td></td><td></td><td></td><td></td><td></td></tr>
</table>

*1:最高速度是以伺服马达最高转速3000RPM为基准。
The highest speed is based on the maximum servo motor’s rpm(3000).

*2:步进马达最高转速500RPM为基准。
The highest speed is based on the maximum stepping motor’s rpm(500).

*3:以上负载按照速度来划分。
The above loads are divided according to speed.

### OCB全封闭皮带模组
OCB Full Seal Belt Driven Linear Actuator

<table>
<tr><th rowspan="2">使用环境 Environment</th><th rowspan="2">传动方式 Drive Method</th><th rowspan="2">规格 Specifications</th><th rowspan="2">减速机构 Reducer mechanism</th><th rowspan="2">马达容量 Motor output</th><th rowspan="2">本体宽度 Body Width(mm)</th><th rowspan="2">重复定位精度 Repeated positioning accuracy</th><th colspan="2">皮带规格 Belt specification</th><th colspan="2">最大可搬重量 Maximum Payload (kg)</th><th rowspan="2">最高速度*1 Maximum speed (mm/s)</th><th></th><th colspan="26">标准行程建议最高使用速度*2 Stroke(mm) & Maximum speed (mm/s) 代表速度 Speed</th></tr>
<tr><th>宽度 Belt width(mm)</th><th>导程 Lead(mm)</th><th>水平使用 Horizontal (kg)</th><th>垂直使用 Vertical (kg)</th><th>行程 Stroke 250</th><th>450</th><th>650</th><th>850</th><th>1050</th><th>1250</th><th>1450</th><th>1650</th><th>1850</th><th>2050</th><th>2250</th><th>2450</th><th>2650</th><th>2850</th><th>3050</th><th>3250</th><th>3450</th><th>3650</th><th>3850</th><th>4050</th><th>4250</th><th>4450</th><th>4650</th><th>4850</th><th>5050</th><th>5250</th><th>5450</th></tr>
<tr><td rowspan="6">无尘环境 Clean room</td><td rowspan="6">同步带 Synchronous belt</td><td>TPA-OCB-60</td><td rowspan="3">无 NO</td><td>400W</td><td>65</td><td>±0.05</td><td>25</td><td>140</td><td>15</td><td></td><td>7000</td><td></td><td colspan="14">3500</td><td></td><td></td><td></td><td></td><td></td><td></td><td></td><td></td><td></td><td></td><td></td><td></td></tr>
<tr><td>TPA-OCB-80</td><td>400W</td><td>80</td><td>±0.05</td><td>30</td><td>140</td><td>28</td><td></td><td>7000</td><td></td><td colspan="14">3500</td><td></td><td></td><td></td><td></td><td></td><td></td><td></td><td></td><td></td><td></td><td></td><td></td></tr>
<tr><td>TPA-OCB-80S</td><td>400W</td><td>80</td><td>±0.05</td><td>30</td><td>140</td><td>22</td><td></td><td>5000</td><td></td><td colspan="14">2500</td><td></td><td></td><td></td><td></td><td></td><td></td><td></td><td></td><td></td><td></td><td></td><td></td></tr>
<tr><td>TPA-OCB-100</td><td rowspan="3">有 Yes</td><td>750W</td><td>100</td><td>±0.05</td><td>50</td><td>192</td><td>90</td><td>50</td><td>9600</td><td></td><td colspan="14">4800</td><td></td><td></td><td></td><td></td><td></td><td></td><td></td><td></td><td></td><td></td><td></td><td></td></tr>
<tr><td>TPA-OCB-120</td><td>750W</td><td>120</td><td>±0.05</td><td>50</td><td>224</td><td>200</td><td>60</td><td>11200</td><td></td><td colspan="19">3700</td><td></td><td></td><td></td><td></td><td></td><td></td><td></td></tr>
<tr><td>TPA-OCB-140</td><td>750W</td><td>140</td><td>±0.05</td><td>60</td><td>256</td><td>220</td><td>80</td><td>12800</td><td></td><td colspan="24">4200</td><td></td><td></td></tr>
</table>

*1:最高速度是以伺服马达最高转速3000RPM为基准。
The highest speed is based on the maximum servo motor’s rpm(3000).

*2:导程、最高速度会依减速比不同异。
The lead and top speed will vary according to the reduction ratio.

玖钧传动 Motion Control

## 半封闭皮带内部结构图说明
Description of internal structure diagram of Semi-Sealing Belt Driven Linear Actuator




## 全封闭皮带内部结构图说明
Description of internal structure diagram of Full-Sealing Belt Driven Linear Actuator

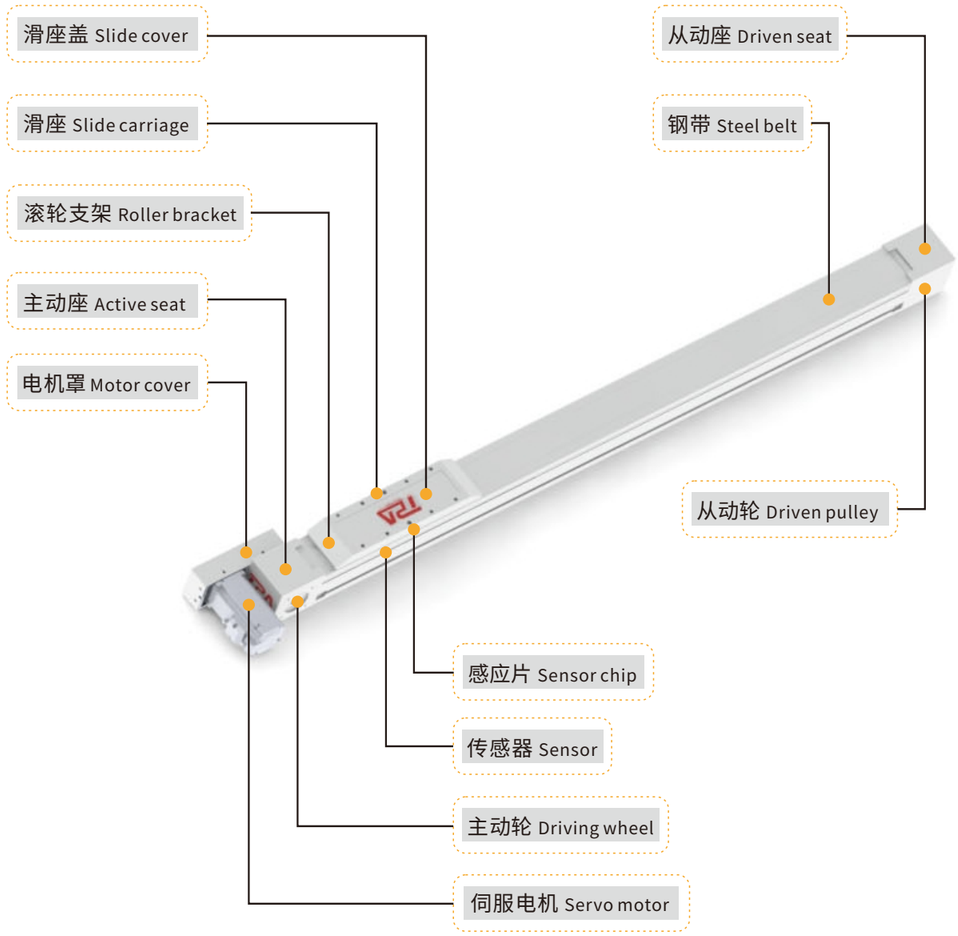

# 半封闭皮带模组 Semi-sealing Belt Driven Linear Actuator

# ONB60

此图仅供参考，出货规格详见尺寸图面
This picture for reference only, specs details according with the drawing.

| 最大行程 Max Stroke | 最高速度 Max Speed | 马达容量 Motor Output | 皮带宽度 Belt Width | 直线滑轨 Linear Guide |
|---|---|---|---|---|
| 3050mm | 7000mm/s | 400W | 23mm | 15X12.5-1支 |

## 型号表达方式 Ordering method

**TPA-ONB-60-140-L3050-DL-Y-P40B-N3-F**

- 品牌名称 Brand
- H 日规模组 Ball Screw Linear Module
- O 欧规模组 Belt Linear Module
- E 电动缸 Electric Cylinder
- L 直线电机 Linear Motor
- K 钢基模组 Steel Linear Module
- G 内嵌式模组 Built-in Rail Type
- D 简易模组 Splinde Linear Unit
- M 直驱旋转电机 Rotary Motor
- N 半封闭 Semi Seal
- C 全封闭 Full Seal
- 皮带 Belt
- 本体宽度 Body Width: 60, 80, 100, 120, 140
- 导程 Lead: 140mm
- 行程 Stroke: 150-3050mm (间隔100mm) Gap 100mm
- 电机方向 Motor direction
  - DL 电机左侧
  - DR 电机右侧
  - MR 电机外置右折
  - ML 电机外置左折
  - LP 电机外置左侧下方
  - LU 电机外置左侧上方
  - RP 电机外置右侧下方
  - RU 电机外置右侧上方
  - DL Motor left side
  - DR Motor right side
  - MR Motor external right side
  - ML Motor external left side
  - LP Motor external lower left
  - LU Motor external upper left
  - RP Motor external lower right
  - RU Motor external upper right
- Y: 螺纹孔
- G: 沉头孔
  - Y: threaded hole
  - G: countersunk hole
- 电机品牌 Motor brand
  - P 松下 Panasonic
  - M 三菱 Mitsubishi
  - Y 安川 Yaskawa
  - H 禾川 HCFA
  - T 台达
  - J 减速机
- 电机功率 Motor power
  - 20: 200W
  - 40: 400W
  - 75: 750W
  - 1K: 1000W
- 刹车 Brake
- 光电类型 Photoelectric Mode
  - N: NPN
  - P: PNP
- 数量 Quantity
  - 1PCS
  - 2PCS
  - 3PCS
  - 无标记:无 None
- 客制/特殊加工 Custom/special processing

## 产品性能参数如下 Product performance parameters are as follows

| | | | | | | | | |
|---|---|---|---|---|---|---|---|---|
| 规格 Spec | 重复定位精度(mm) Repeated positioning accuracy (mm) | | ±0.05 | | | | | |
| | 马达转速 (mm) Rated Speed (rpm/min) | | 500 | 1000 | 1500 | 2000 | 2500 | 3000 |
| | 最高速度 (mm/s)※1 Maximum speed (mm/s) | | 1160 | 2300 | 3500 | 5600 | 5800 | 7000 |
| | 最大可搬重量 Maximum Payload | 水平使用 (kg) Horizontal (kg) | 20 | 16 | 10 | 8 | 6 | 3 |
| | 导程 (mm) lead (mm) | | 140 | | | | | |
| | 定格推力 (N) Rated thrust (N) | | 46 | | | | | |
| | 标准行程 (mm) Stroke pitch (mm) | | 150~3050mm/100 间隔 Gap 100mm | | | | | |
| 部品 Parts | AC伺服马达容量 (W) AC servo motor output (w) | | 400 | | | | | |
| | 皮带宽度 (mm) Belt Width (mm) | | 23 | | | | | |
| | 高刚性直线滑轨 (mm) High rigidity linear guide(mm) | | 15X12.5 | | | | | |
| | 原点感应器 Home sensor | 外挂 Outside | 672(NPN) | | | | | |

※1 马达加减速设定0.4秒。
※1 Acceleration and deacceleration value is set 0.4 second.

## 速度-荷重曲线图 Acceleration-payload relationship

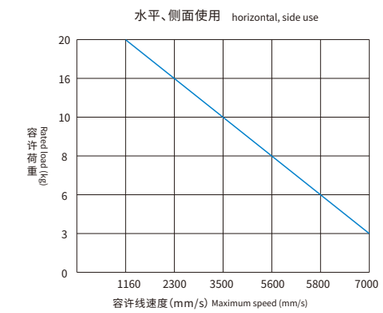


*以上使用条件请参考下方力矩表(最大值不可同时存在)。
*Please refer to the moment diagram below.(Do not reach all maximum value at same time.)

## 容许负载力矩表 N.m Allowable overhang

| 各行程M5后装螺帽数量 M5 nuts Qty.(by stroke) | | | | | |
|---|---|---|---|---|---|
| 有效行程 Stroke | 150~950 | 150~1450 | 150~1950 | 2050~2450 | 2550~3050 |
| 数量 Quantity | 6 | 8 | 10 | 12 | 16 |

※滑台标准固定方式为下锁式，使用M5后装螺帽固定。
※Standard mounting method is fix from the bottom, using the M5 bolt and nut.

## 安装示意图 Installation diagram

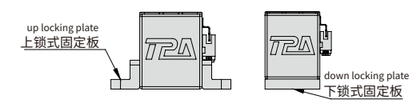


※上锁式固定板非标准品，若有需求请另外追加选购。
※Top fixing plate is optional.

## 容许负载力矩表 N.m Allowable overhang

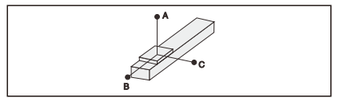


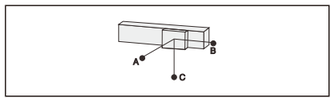


(单位Unit:mm)

| 水平安装 Horizontal installation | | 线速度 Speed Maximum | A | B | C |
|---|---|---|---|---|---|
| 导程 140 Lead | 3kg | 7000mm/s | – | – | – |
| | 6kg | 5800mm/s | – | – | – |
| | 8kg | 5600mm/s | – | – | – |
| | 10kg | 3500mm/s | 570 | 138 | 185 |
| | 16kg | 2300mm/s | 335 | 67 | 85 |
| | 20kg | 1160mm/s | 238 | 40 | 52 |

(单位Unit:mm)

| 侧面安装 Horizontal installation | | 线速度 Speed Maximum | A | B | C |
|---|---|---|---|---|---|
| 导程 140 Lead | 3kg | 7000mm/s | – | – | – |
| | 6kg | 5800mm/s | – | – | – |
| | 8kg | 5600mm/s | – | – | – |
| | 10kg | 3500mm/s | 10 | 40 | 150 |
| | 16kg | 2300mm/s | 8 | 38 | 120 |
| | 20kg | 1160mm/s | 8 | 35 | 100 |

## 静态容许负载惯量 Static loading moment

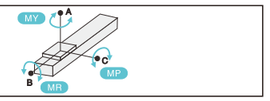


(单位Unit:N.m)

| | |
|---|---|
| MY | 46 |
| MP | 46 |
| MR | 10 |

*力矩表所表示的数据,代表重心。
The torque value in the chart indicate the center of gravity.
*符合型录规范的正常试用下,保证寿命为10000公里。
Operation life is 10,000km when the product is using under the specified conditions.
*倒吊使用无法套用标准规范,如有需求请咨询我司业务。
The standard specification cannot be applied to the use of inverted crane.
Please consult our business if necessary.

## 搭配伺服马达一览表 Suitable motor brand

| 品牌 Brand | 马达记号 Mark | 刹车有无 Brake | 马达容量 Motor capacity | 电源电压 AC-Voltage | 伺服马达型号 Servo motor model | 驱动器型号 Driver Model |
|---|---|---|---|---|---|---|
| 三菱 Mitsubishi | M | 无刹车(水平式样) No brake (horizontal type) | 400 | 220 | HG-KR43 | MR-J4-40A |
| 松下 Panasonic | P | 无刹车(水平式样) No brake (horizontal type) | 400 | 220 | MHMD042G1U | MBDHT2510 |
| 台达 Delta | T | 无刹车(水平式样) No brake (horizontal type) | 400 | 220 | ECMA-C20604ES | ASD-B20421-B |

## 电机左侧/电机右侧
Motor left side / Motor right side

### DL 电机左侧 Motor left side

单位:Unit: mm

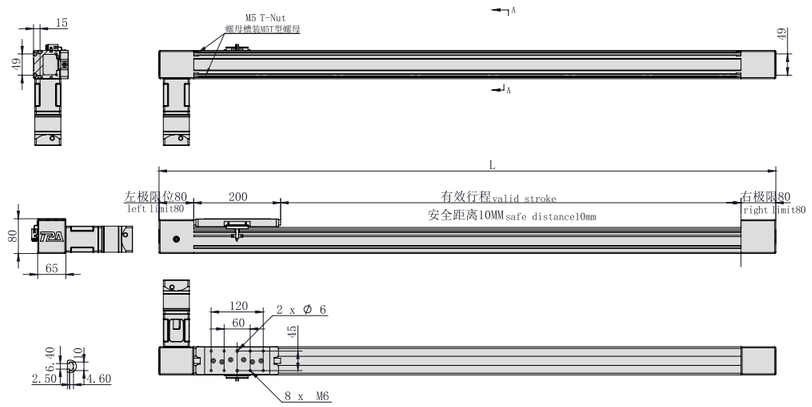


*不含电机和安装板重量 *Excluding motor and mounting plate weight

| 有效行程 Stroke | 150 | 250 | 350 | 450 | 550 | 650 | 750 | 850 | 950 | 1050 | 1150 | 1250 | 1350 | 1450 | 1550 |
|---|---|---|---|---|---|---|---|---|---|---|---|---|---|---|---|
| L | 520 | 620 | 720 | 820 | 920 | 1020 | 1120 | 1220 | 1320 | 1420 | 1520 | 1620 | 1720 | 1820 | 1920 |
| KG | 5.1 | 5.6 | 6.1 | 6.6 | 7.1 | 7.6 | 8.1 | 8.6 | 9.1 | 9.6 | 10.1 | 10.6 | 11.1 | 11.6 | 12.1 |

| 有效行程 Stroke | 1650 | 1750 | 1850 | 1950 | 2050 | 2150 | 2250 | 2350 | 2450 | 2550 | 2650 | 2750 | 2850 | 2950 | 3050 |
|---|---|---|---|---|---|---|---|---|---|---|---|---|---|---|---|
| L | 2020 | 2120 | 2220 | 2320 | 2420 | 2520 | 2620 | 2720 | 2820 | 2920 | 3020 | 3120 | 3220 | 3320 | 3420 |
| KG | 12.6 | 13.1 | 13.6 | 14.1 | 14.6 | 15.1 | 15.6 | 16.1 | 16.6 | 17.1 | 17.6 | 18.1 | 18.6 | 19.1 | 19.6 |

### DR 电机右侧 Motor right side

单位:Unit: mm

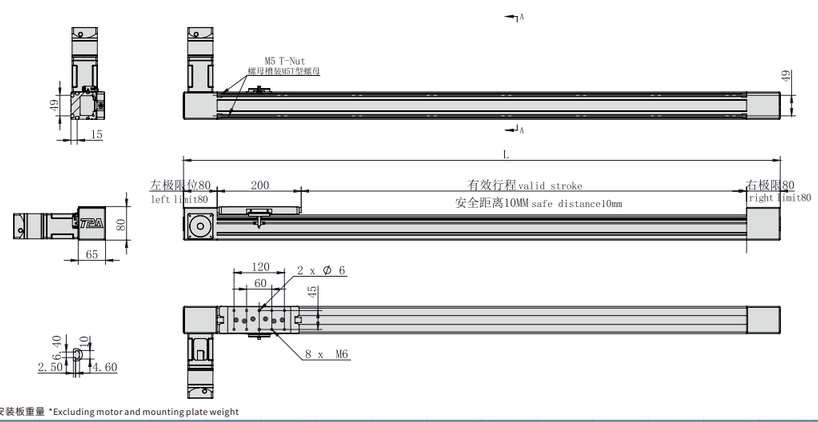


*不含电机和安装板重量 *Excluding motor and mounting plate weight

| 有效行程 Stroke | 150 | 250 | 350 | 450 | 550 | 650 | 750 | 850 | 950 | 1050 | 1150 | 1250 | 1350 | 1450 | 1550 |
|---|---|---|---|---|---|---|---|---|---|---|---|---|---|---|---|
| L | 520 | 620 | 720 | 820 | 920 | 1020 | 1120 | 1220 | 1320 | 1420 | 1520 | 1620 | 1720 | 1820 | 1920 |
| KG | 5.1 | 5.6 | 6.1 | 6.6 | 7.1 | 7.6 | 8.1 | 8.6 | 9.1 | 9.6 | 10.1 | 10.6 | 11.1 | 11.6 | 12.1 |

| 有效行程 Stroke | 1650 | 1750 | 1850 | 1950 | 2050 | 2150 | 2250 | 2350 | 2450 | 2550 | 2650 | 2750 | 2850 | 2950 | 3050 |
|---|---|---|---|---|---|---|---|---|---|---|---|---|---|---|---|
| L | 2020 | 2120 | 2220 | 2320 | 2420 | 2520 | 2620 | 2720 | 2820 | 2920 | 3020 | 3120 | 3220 | 3320 | 3420 |
| KG | 12.6 | 13.1 | 13.6 | 14.1 | 14.6 | 15.1 | 15.6 | 16.1 | 16.6 | 17.1 | 17.6 | 18.1 | 18.6 | 19.1 | 19.6 |

## 知识小课堂 Knowledge classroom

### 欧规模组特点 Feature of Belt Driven Linear Actuator

欧规模组是将伺服电机与同步带一体化设计的模块化产品，将伺服电机的旋转运动转换成直线运动，同时将伺服电机最佳优点-精确转速控制，精确转数控制，精确扭矩控制转变成-精确速度控制，精确位置控制，精确推力控制；实现高精度直线运动。

Belt driven linear actuator is a modular product that integrates servo motor and synchronous belt, which transforms the rotary motion of servo motor into linear motion, and at the same time transforms the best advantages of servo motor-precise speed control, precise revolution control and precise torque control into-precise speed control, precise position control and precise thrust control; And realize high-precision linear motion.

### 欧规模组创新特点 Innovative feature of Belt Driven Linear Actuator

**创新特点一：Innovative feature 1:**

型材设计运用有限元应力分析，运算模拟型材刚性，结构稳定性，不承载的面该薄的地方薄，厚实的地方厚，降低型材本体重量，实际承载能力强，人性化设计。

The finite element stress analysis is used in the profile design to simulate the stiffness and structural stability of the profile. The non-bearing surface should be thin where it is thin and thick where it is thick, reducing the weight of the profile body, with strong actual bearing capacity and humanized design.

**创新特点二：Innovative feature 2:**

目前光伏和锂电行业大环境下，垂直和侧挂负载大的时候，不改变模组宽度和结构情况，在模组侧边安装一根辅轨，加强模组受到侧向力矩，还可以增加模组强度和模组运行稳定性。

At present, in the environment of photovoltaic and lithium battery industry, when the vertical and side hanging loads are large, the width and structure of the module are not changed, and an auxiliary rail is installed at the side of the module to strengthen the lateral moment of the module, which can also increase the strength and operational stability of the module.

**创新特点三：Innovative feature 3:**

半封闭、全封闭80宽度系列及以上，导轨选用高组，变动负荷设计，承载可变能力强。滑座长，接触面积大，同悬臂情况下，比普通低组装模组晃动小，静容许力矩大。

Semi-enclosed, fully enclosed 80-width series and above, with high guide rail, variable load design and strong load-bearing capacity. The sliding seat is long, the contact area is large, and under the same cantilever condition, the shaking is smaller than that of the ordinary low-assembly module, and the static allowable torque is larger.

**创新特点四：Innovative feature 4:**

所有欧规半封闭模组，全封闭模组，滑座两侧都可以集中注油，不需要拆皮带和钢带，减少客户维护成本。

All European semi-closed actuator, fully closed actuator, and both sides of the sliding seat can be centrally oiled, and there is no need to disassemble the belt and steel belt, thus reducing the maintenance cost of customers.

**创新特点五：Innovative feature 5:**

皮带张紧设计采用双层保护，第一层张紧，第二层压板固定，防止欧规模组高速，超载情况下，皮带出现跳齿和皮带张紧块脱落。

The belt tensioning design adopts double-layer protection, the first layer is tensioned and the second laminated plate is fixed to prevent the belt from jumping teeth and the belt tensioning block from falling off under the condition of high speed and overload of Belt driven linear actuator.

**创新特点六：Innovative feature 6:**

欧规模组安装便捷，模组三个面设计滑块螺母槽，任意三面安装可选。客户不需要考虑安装空间，结构简化。

Belt driven linear actuator is easy to install, and three sides of the actuator are designed with slider nut grooves, and any three sides can be installed optionally. Customers do not need to consider the installation space, and the structure is simplified.

**创新特点七：Innovative feature 7:**

欧规半封闭模组，皮带宽度大与型材开口，一定程度上皮带替代盖板使用，防止异物进入模组里面。

The semi-closed belt drives the linear actuator, and the belt width is large and the profile is open. To some extent, the belt is used instead of the cover plate to prevent foreign objects from entering the module.

**创新特点八：Innovative feature 8:**

欧规模组电机安装方向，可以任意四个方向安装，轮子可以作为连轴器使用，减少客户横向空间，节约成本，加大拉电机的转矩，高效，高率。

The installation direction of European-scale group motor can be installed in any four directions, and the wheels can be used as couplings, which reduces the lateral space of customers, saves costs and increases the torque of the motor, with high efficiency and high rate.

# 半封闭皮带模组 Semi-sealing Belt Driven Linear Actuator

# ONB80

玖钧传动 Motion Control






此图仅供参考，出货规格详见尺寸图面
This picture for reference only, specs details according with the drawing.

| 最大行程 Max Stroke | 最高速度 Max Speed | 马达容量 Motor Output | 皮带宽度 Belt Width | 直线滑轨 Linear Guide |
|---|---|---|---|---|
| 3050mm | 8500mm/s | 400W | 38mm | 20X17.5-1支 |

## 型号表达方式 Ordering method

**TPA-ONB-80-170-L3050-DL-Y-P40B-N3-F**

- 品牌名称 Brand
- H 日规模组 Ball Screw Linear Module
- O 欧规模组 Belt Linear Module
- E 电动缸 Electric Cylinder
- L 直线电机 Linear Motor
- K 钢基模组 Steel Linear Module
- G 内嵌式模组 Built-in Rail Type
- D 简易模组 Splinde Linear Unit
- M 直驱旋转电机 Rotary Motor
- N 半封闭 Semi Seal
- C 全封闭 Full Seal
- 皮带 Belt
- 本体宽度 Body Width: 60, 80, 100, 120, 140
- 导程 Lead: 170mm
- 行程 Stroke: 150-3050mm (间隔100mm) Gap 100mm
- 电机方向 Motor direction
  - DL 电机左侧
  - DR 电机右侧
  - MR 电机外置右折
  - ML 电机外置左折
  - LP 电机外置左侧下方
  - LU 电机外置左侧上方
  - RP 电机外置右侧下方
  - RU 电机外置右侧上方
  - DL Motor left side
  - DR Motor right side
  - MR Motor external right side
  - ML Motor external left side
  - LP Motor external lower left
  - LU Motor external upper left
  - RP Motor external lower right
  - RU Motor external upper right
- Y: 螺纹孔 Y: threaded hole
- G: 沉头孔 G: countersunk hole
- 电机品牌 Motor brand
  - P 松下 Panasonic
  - M 三菱 Mitsubishi
  - Y 安川 Yaskawa
  - H 禾川
  - T 台达
  - J 减速机
- 电机功率 Motor power
  - 20: 200W
  - 40: 400W
  - 75: 750W
  - 1K: 1000W
- 刹车 Brake
- 光电类型 Photoelectric Mode
  - N: NPN
  - P: PNP
- 数量 Quantity
  - 1PCS
  - 2PCS
  - 3PCS
  - 无标记:无 None
- 客制/特殊加工 Custom/special processing

## 产品性能参数如下 Product performance parameters are as follows

| | | | | | | | | |
|---|---|---|---|---|---|---|---|---|
| 规格 Spec | 重复定位精度(mm) Repeated positioning accuracy (mm) | | ±0.05 | | | | | |
| | 马达转速 (mm) Rated Speed (rpm/min) | | 500 | 1000 | 1500 | 2000 | 2500 | 3000 |
| | 最高速度 (mm/s) ※1 Maximum speed (mm/s) | | 1400 | 2800 | 4300 | 5700 | 7100 | 8500 |
| | 最大可搬重量 Maximum Payload | 水平使用 (kg) Horizontal (kg) | 25 | 18 | 10 | 6 | 5 | 2 |
| | 导程 (mm) lead (mm) | | 170 | | | | | |
| | 定格推力 (N) Rated thrust (N) | | 71 | | | | | |
| | 标准行程 (mm) Stroke pitch (mm) | | 150~3050mm/100 间隔 100 mm Pitch | | | | | |
| 部品 Parts | AC伺服马达容量 (W) AC servo motor output (w) | | 400 | | | | | |
| | 皮带宽度 (mm) Belt Width (mm) | | 38 | | | | | |
| | 高刚性直线滑轨 (mm) High rigidity linear guide(mm) | | 20X17.5 | | | | | |
| | 原点感应器 Home sensor | 外挂 Outside | 672(NPN) | | | | | |

※1 马达加减速设定0.4秒。
※1 Acceleration and deacceleration value is set 0.4 second.

## 速度-荷重曲线图 Acceleration-payload relationship

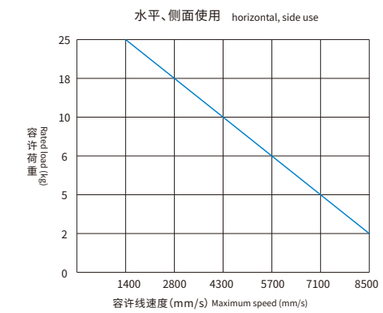


*以上使用条件请参考下方力矩表(最大值不可同时存在)。
*Please refer to the moment diagram below.(Do not reach all maximum value at same time.)

## 容许负载力矩表 N.m Allowable overhang

| 各行程M5后装螺帽数量 M5 nuts Qty.(by stroke) | | | | | |
|---|---|---|---|---|---|
| 有效行程 Stroke | 150~950 | 150~1450 | 150~1950 | 2050~2450 | 2550~3050 |
| 数量 Quantity | 6 | 8 | 10 | 12 | 16 |

※滑台标准固定方式为下锁式，使用M5后装螺帽固定。
※Standard mounting method is fix from the bottom, using the M5 bolt and nut.

## 安装示意图 Installation diagram

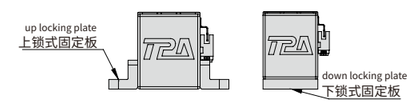


※上锁式固定板非标准品，若有需求请另外追加选购。
※Top fixing plate is optional.

## 容许负载力矩表 N.m Allowable overhang

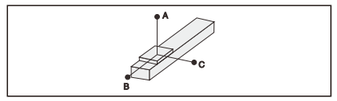


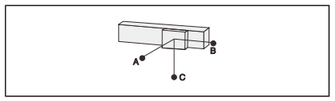


(单位Unit:mm)

| 水平安装 Horizontal installation | | 线速度 Speed Maximum | A | B | C |
|---|---|---|---|---|---|
| 导程 170 Lead | 2kg | 8500mm/s | – | – | – |
| | 5kg | 7100mm/s | – | – | – |
| | 6kg | 5700mm/s | – | – | – |
| | 10kg | 4300mm/s | 300 | 60 | 80 |
| | 18kg | 2800mm/s | 200 | 30 | 60 |
| | 25kg | 1400mm/s | 100 | 10 | 30 |

(单位Unit:mm)

| 侧面安装 Horizontal installation | | 线速度 Speed Maximum | A | B | C |
|---|---|---|---|---|---|
| 导程 170 Lead | 2kg | 8500mm/s | – | – | – |
| | 5kg | 7100mm/s | – | – | – |
| | 6kg | 5700mm/s | – | – | – |
| | 10kg | 4300mm/s | 300 | 60 | 80 |
| | 18kg | 2800mm/s | 200 | 30 | 60 |
| | 25kg | 1400mm/s | 100 | 10 | 30 |

## 静态容许负载惯量 Static loading moment

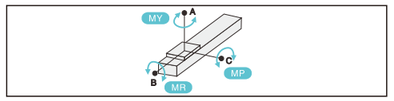


(单位Unit:N.m)

| | |
|---|---|
| MY | 71 |
| MP | 71 |
| MR | 20 |

*力矩表所表示的数据,代表重心。
The torque value in the chart indicate the center of gravity.
*符合型录规范的正常试用下,保证寿命为10000公里。
Operation life is 10,000km when the product is using under the specified conditions.
*倒吊使用无法套用标准规范,如有需求请咨询我司业务。
The standard specification cannot be applied to the use of inverted crane.
Please consult our business if necessary.

## 搭配伺服马达一览表 Suitable motor brand

| 品牌 Brand | 马达记号 Mark | 刹车有无 Brake | 马达容量 Motor capacity | 电源电压 AC-Voltage | 伺服马达型号 Servo motor model | 驱动器型号 Driver Model |
|---|---|---|---|---|---|---|
| 三菱 Mitsubishi | M | 无刹车(水平式样) No brake (horizontal type) | 750 | 220 | HG-KR73 | MR-J4-70A |
| 松下 Panasonic | P | 无刹车(水平式样) No brake (horizontal type) | 750 | 220 | MHMD082G1U | MBDHT3520 |
| 台达 Delta | T | 无刹车(水平式样) No brake (horizontal type) | 750 | 220 | ECMA-C20807ES | ASD-B20721-B |

## 电机左侧/电机右侧
Motor left side / Motor right side

### DL 电机左侧 Motor left side

单位:Unit: mm

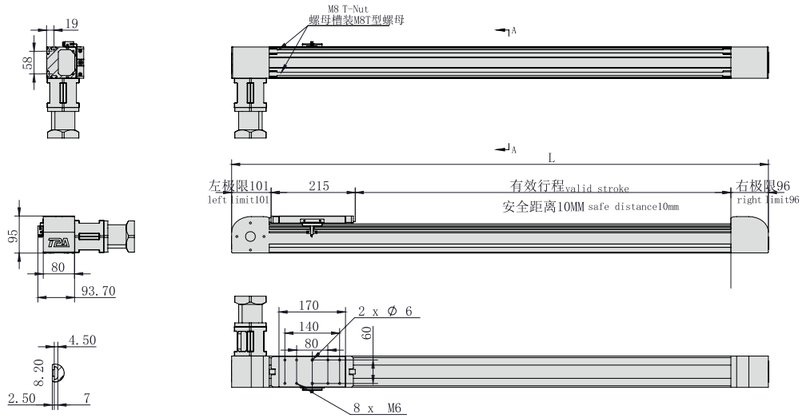


*不含电机和安装板重量 *Excluding motor and mounting plate weight

| 有效行程 Stroke | 150 | 250 | 350 | 450 | 550 | 650 | 750 | 850 | 950 | 1050 | 1150 | 1250 | 1350 | 1450 | 1550 |
|---|---|---|---|---|---|---|---|---|---|---|---|---|---|---|---|
| L | 572 | 672 | 772 | 872 | 972 | 1072 | 1172 | 1272 | 1372 | 1472 | 1572 | 1672 | 1772 | 1872 | 1972 |
| KG | 11.4 | 12.1 | 12.8 | 13.5 | 14.2 | 14.9 | 15.6 | 16.3 | 17 | 17.7 | 18.4 | 19.1 | 19.8 | 20.5 | 21.2 |

| 有效行程 Stroke | 1650 | 1750 | 1850 | 1950 | 2050 | 2150 | 2250 | 2350 | 2450 | 2550 | 2650 | 2750 | 2850 | 2950 | 3050 |
|---|---|---|---|---|---|---|---|---|---|---|---|---|---|---|---|
| L | 2072 | 2172 | 2272 | 2372 | 2472 | 2572 | 2672 | 2772 | 2872 | 2972 | 3072 | 3172 | 3272 | 3372 | 3472 |
| KG | 21.9 | 22.6 | 23.3 | 24 | 24.7 | 25.4 | 26.1 | 26.8 | 27.5 | 28.2 | 28.9 | 29.6 | 30.3 | 31 | 31.7 |

### DR 电机右侧 Motor right side

单位:Unit: mm

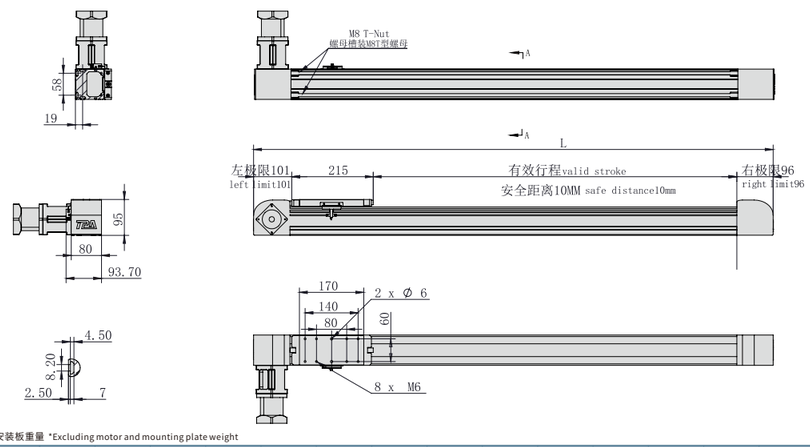


*不含电机和安装板重量 *Excluding motor and mounting plate weight

| 有效行程 Stroke | 150 | 250 | 350 | 450 | 550 | 650 | 750 | 850 | 950 | 1050 | 1150 | 1250 | 1350 | 1450 | 1550 |
|---|---|---|---|---|---|---|---|---|---|---|---|---|---|---|---|
| L | 572 | 672 | 772 | 872 | 972 | 1072 | 1172 | 1272 | 1372 | 1472 | 1572 | 1672 | 1772 | 1872 | 1972 |
| KG | 11.4 | 12.1 | 12.8 | 13.5 | 14.2 | 14.9 | 15.6 | 16.3 | 17 | 17.7 | 18.4 | 19.1 | 19.8 | 20.5 | 21.2 |

| 有效行程 Stroke | 1650 | 1750 | 1850 | 1950 | 2050 | 2150 | 2250 | 2350 | 2450 | 2550 | 2650 | 2750 | 2850 | 2950 | 3050 |
|---|---|---|---|---|---|---|---|---|---|---|---|---|---|---|---|
| L | 2072 | 2172 | 2272 | 2372 | 2472 | 2572 | 2672 | 2772 | 2872 | 2972 | 3072 | 3172 | 3272 | 3372 | 3472 |
| KG | 21.9 | 22.6 | 23.3 | 24 | 24.7 | 25.4 | 26.1 | 26.8 | 27.5 | 28.2 | 28.9 | 29.6 | 30.3 | 31 | 31.7 |

## MEMO

# 半封闭皮带模组 Semi-sealing Belt Driven Linear Actuator

# ONB80F

此图仅供参考，出货规格详见尺寸图面
This picture for reference only, specs details according with the drawing.

| 最大行程 Max Stroke | 最高速度 Max Speed | 马达容量 Motor Output | 皮带宽度 Belt Width | 直线滑轨 Linear Guide |
|---|---|---|---|---|
| 4050mm | 4500mm/s | 750W | 20mm | 15X12.5-1支 |

## 型号表达方式 Ordering method

**TPA-ONB-80F-110-L4050-MR-Y-P75B-N3-F**

- 品牌名称 Brand
- H 日规模组 Ball Screw Linear Module
- O 欧规模组 Belt Linear Module
- E 电动缸 Electric Cylinder
- L 直线电机 Linear Motor
- K 钢基模组 Steel Linear Module
- G 内嵌式模组 Built-in Rail Type
- D 简易模组 Splinde Linear Unit
- M 直驱旋转电机 Rotary Motor
- N 半封闭 Semi Seal
- C 全封闭 Full Seal
- 皮带 Belt
- 本体宽度 Body Width: 60, 80, 100, 120, 140
- 导程 Lead: 110mm
- 行程 Stroke: 150-4050mm (间隔100mm) Gap 100mm
- 电机方向 Motor direction
  - DL 电机左侧
  - DR 电机右侧
  - MR 电机外置右折
  - ML 电机外置左折
  - LP 电机外置左侧下方
  - LU 电机外置左侧上方
  - RP 电机外置右侧下方
  - RU 电机外置右侧上方
  - DL Motor left side
  - DR Motor right side
  - MR Motor external right side
  - ML Motor external left side
  - LP Motor external lower left
  - LU Motor external upper left
  - RP Motor external lower right
  - RU Motor external upper right
- Y：螺纹孔 Y: threaded hole
- G：沉头孔 G: countersunk hole
- 电机品牌 Motor brand
  - P 松下 Panasonic
  - M 三菱 Mitsubishi
  - Y 安川 Yaskawa
  - H 禾川 HCFA
  - T 台达 Delta
  - J 减速机 Reducer
- 电机功率 Motor power
  - 20：200W
  - 40：400W
  - 75：750W
  - 1K：1000W
  - 60/90(减速机) Reducer
- 光电类型 Photoelectric Mode
  - N：NPN
  - P：PNP
- 刹车 Brake
- 数量 Quantity
  - 1PCS
  - 2PCS
  - 3PCS
  - 无标记：无 None
- 客制/特殊加工 Custom/special processing

## 产品性能参数如下 Product performance parameters are as follows

| | | | | | | | | |
|---|---|---|---|---|---|---|---|---|
| 规格 Spec | 重复定位精度(mm) Repeated positioning accuracy (mm) | | ±0.05 | | | | | |
| | 马达转速 (mm) Rated Speed (rpm/min) | | 500 | 1000 | 1050 | 2000 | 2500 | 3000 |
| | 最高速度 (mm/s)※1 Maximum speed (mm/s) | | 750 | 1500 | 2250 | 3000 | 3750 | 4500 |
| | 最大可搬重量 Maximum Payload | 水平使用 (kg) Horizontal (kg) | 26 | 18 | 14 | 10 | 6 | 3 |
| | 导程 (mm) lead (mm) | | 110 | | | | | |
| | 定格推力 (N) Rated thrust (N) | | 114 | | | | | |
| | 标准行程 (mm) Stroke pitch (mm) | | 150~4050mm/100 间隔 100 mm Pitch | | | | | |
| 部品 Parts | AC伺服马达容量 (W) AC servo motor output (w) | | 750 | | | | | |
| | 皮带宽度 (mm) Belt Width (mm) | | 20 | | | | | |
| | 高刚性直线滑轨 (mm) High rigidity linear guide(mm) | | 15X12.5 | | | | | |
| | 原点感应器 Home sensor | 外挂 Outside | 672(NPN) | | | | | |

※1 马达加减速设定0.4秒。
※1 Acceleration and deacceleration value is set 0.4 second.

## 速度-荷重曲线图 Acceleration-payload relationship

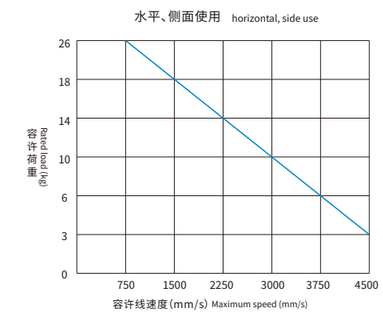


*以上使用条件请参考下方力矩表(最大值不可同时存在)。
*Please refer to the moment diagram below.(Do not reach all maximum value at same time.)

## 容许负载力矩表 N.m Allowable overhang

| 各行程M5后装螺帽数量 M5 nuts Qty.(by stroke) | | | | | |
|---|---|---|---|---|---|
| 有效行程 Stroke | 150~950 | 150~1450 | 150~1950 | 2050~2450 | 2500~3050 |
| 数量 Quantity | 6 | 8 | 10 | 12 | 14 |

※滑台标准固定方式为下锁式，使用M5后装螺帽固定。
※Standard mounting method is fix from the bottom, using the M5 bolt and nut.

## 安装示意图 Installation diagram

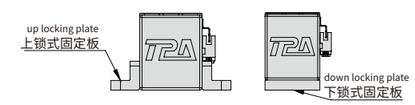


※上锁式固定板非标准品，若有需求请另外追加选购。
※Top fixing plate is optional.

## 容许负载力矩表 N.m Allowable overhang

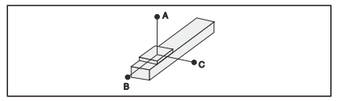


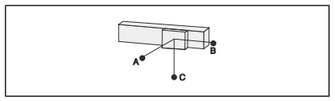


(单位Unit:mm)

| 水平安装 Horizontal installation | | 线速度 Speed Maximum | A | B | C |
|---|---|---|---|---|---|
| 导程 110 Lead | 3kg | 4500mm/s | 518 | 61 | 85 |
| | 6kg | 3750mm/s | 418 | 31 | 45 |
| | 10kg | 3000mm/s | 257 | 12 | 25 |
| | 14kg | 2250mm/s | 470 | 138 | 185 |
| | 18kg | 1500mm/s | 235 | 67 | 85 |
| | 26kg | 750mm/s | 158 | 40 | 52 |

(单位Unit:mm)

| 侧面安装 Horizontal installation | | 线速度 Speed Maximum | A | B | C |
|---|---|---|---|---|---|
| 导程 110 Lead | 3kg | 4500mm/s | 518 | 61 | 85 |
| | 6kg | 3750mm/s | 418 | 31 | 45 |
| | 10kg | 3000mm/s | 257 | 12 | 25 |
| | 14kg | 2250mm/s | 470 | 138 | 185 |
| | 18kg | 1500mm/s | 235 | 67 | 85 |
| | 26kg | 750mm/s | 158 | 40 | 52 |

## 静态容许负载惯量 Static loading moment

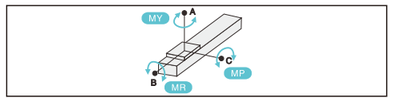


(单位Unit:N.m)

| | |
|---|---|
| MY | 580 |
| MP | 580 |
| MR | 144 |

*力矩表所表示的数据,代表重心。
The torque value in the chart indicate the center of gravity.
*符合型录规范的正常试用下,保证寿命为10000公里。
Operation life is 10,000km when the product is using under the specified conditions.
*倒吊使用无法套用标准规范,如有需求请咨询我司业务。
The standard specification cannot be applied to the use of inverted crane.
Please consult our business if necessary.

## 搭配伺服马达一览表 Suitable motor brand

| 品牌 Brand | 马达记号 Mark | 刹车有无 Brake | 马达容量 Motor capacity | 电源电压 AC-Voltage | 伺服马达型号 Servo motor model | 驱动器型号 Driver Model |
|---|---|---|---|---|---|---|
| 三菱 Mitsubishi | M | 无刹车(水平式样) No brake (horizontal type) | 750 | 220 | HG-KR73 | MR-J4-70A |
| 松下 Panasonic | P | 无刹车(水平式样) No brake (horizontal type) | 750 | 220 | MHMD082G1U | MBDHT3520 |
| 台达 Delta | T | 无刹车(水平式样) No brake (horizontal type) | 750 | 220 | ECMA-C20807ES | ASD-B20721-B |

## 电机左侧/电机右侧
Motor left side / Motor right side

### DL 电机左侧 Motor left side

单位:Unit: mm

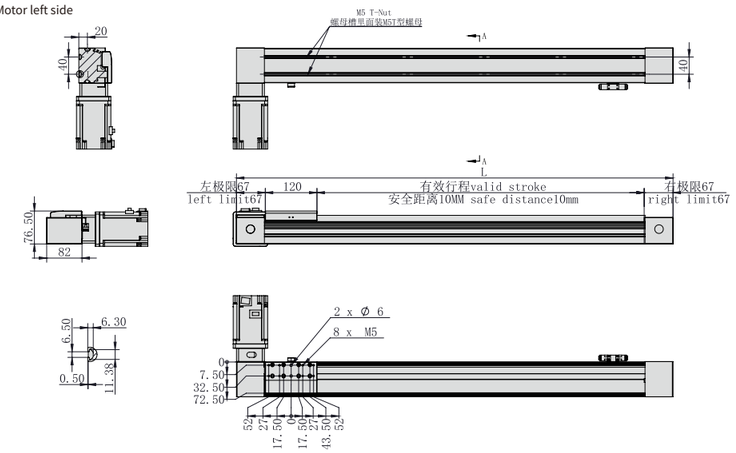


*不含电机和安装板重量 *Excluding motor and mounting plate weight

| 有效行程 Stroke | 150 | 250 | 350 | 450 | 550 | 650 | 750 | 850 | 950 | 1050 | 1150 | 1250 | 1350 | 1450 | 1550 | 1650 | 1750 | 1850 | 1950 | 2050 |
|---|---|---|---|---|---|---|---|---|---|---|---|---|---|---|---|---|---|---|---|---|
| L | 414 | 514 | 614 | 714 | 814 | 914 | 1014 | 1114 | 1214 | 1314 | 1414 | 1514 | 1614 | 1714 | 1814 | 1914 | 2014 | 2114 | 2214 | 2314 |
| KG | 4.6 | 5.2 | 5.8 | 6.4 | 7 | 7.6 | 8.2 | 8.8 | 9.4 | 10 | 10.6 | 11.2 | 11.8 | 12.4 | 13 | 13.6 | 14.2 | 14.8 | 15.4 | 16 |

| 有效行程 Stroke | 2150 | 2250 | 2350 | 2450 | 2550 | 2650 | 2750 | 2850 | 2950 | 3050 | 3150 | 3250 | 3350 | 3450 | 3550 | 3650 | 3750 | 3850 | 3950 | 4050 |
|---|---|---|---|---|---|---|---|---|---|---|---|---|---|---|---|---|---|---|---|---|
| L | 2414 | 2514 | 2614 | 2714 | 2814 | 2914 | 3014 | 3114 | 3214 | 3314 | 3414 | 3514 | 3614 | 3714 | 3814 | 3914 | 4014 | 4114 | 4214 | 4314 |
| KG | 16.6 | 17.2 | 17.8 | 18.4 | 19 | 19.6 | 20.2 | 20.8 | 21.4 | 22 | 22.6 | 23.2 | 23.8 | 24.4 | 25 | 25.6 | 26.2 | 26.8 | 27.4 | 28 |

### DR 电机右侧 Motor right side

单位:Unit: mm

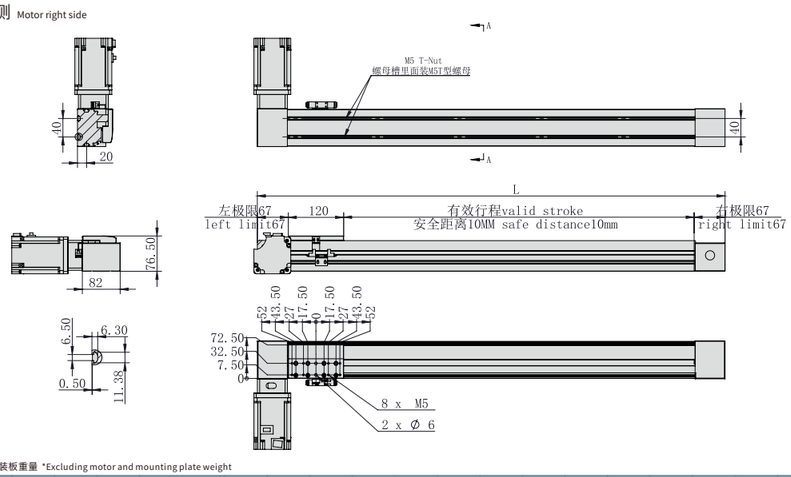


*不含电机和安装板重量 *Excluding motor and mounting plate weight

| 有效行程 Stroke | 150 | 250 | 350 | 450 | 550 | 650 | 750 | 850 | 950 | 1050 | 1150 | 1250 | 1350 | 1450 | 1550 | 1650 | 1750 | 1850 | 1950 | 2050 |
|---|---|---|---|---|---|---|---|---|---|---|---|---|---|---|---|---|---|---|---|---|
| L | 414 | 514 | 614 | 714 | 814 | 914 | 1014 | 1114 | 1214 | 1314 | 1414 | 1514 | 1614 | 1714 | 1814 | 1914 | 2014 | 2114 | 2214 | 2314 |
| KG | 4.6 | 5.2 | 5.8 | 6.4 | 7 | 7.6 | 8.2 | 8.8 | 9.4 | 10 | 10.6 | 11.2 | 11.8 | 12.4 | 13 | 13.6 | 14.2 | 14.8 | 15.4 | 16 |

| 有效行程 Stroke | 2150 | 2250 | 2350 | 2450 | 2550 | 2650 | 2750 | 2850 | 2950 | 3050 | 3150 | 3250 | 3350 | 3450 | 3550 | 3650 | 3750 | 3850 | 3950 | 4050 |
|---|---|---|---|---|---|---|---|---|---|---|---|---|---|---|---|---|---|---|---|---|
| L | 2414 | 2514 | 2614 | 2714 | 2814 | 2914 | 3014 | 3114 | 3214 | 3314 | 3414 | 3514 | 3614 | 3714 | 3814 | 3914 | 4014 | 4114 | 4214 | 4314 |
| KG | 16.6 | 17.2 | 17.8 | 18.4 | 19 | 19.6 | 20.2 | 20.8 | 21.4 | 22 | 22.6 | 23.2 | 23.8 | 24.4 | 25 | 25.6 | 26.2 | 26.8 | 27.4 | 28 |

## MEMO

# 半封闭皮带模组 Semi-sealing Belt Driven Linear Actuator

# ONB120F

此图仅供参考，出货规格详见尺寸图面
This picture for reference only, specs details according with the drawing.

| 最大行程 Max Stroke | 最高速度 Max Speed | 马达容量 Motor Output | 皮带宽度 Belt Width | 直线滑轨 Linear Guide |
|---|---|---|---|---|
| 3050mm | 4500mm/s | 750W | 30mm | 30X26-1支 |

## 型号表达方式 Ordering method

**TPA-ONB-120F-90-L3050-MR-Y-P75B-N3-F**

- 品牌名称 Brand
- H 日规模组 Ball Screw Linear Module
- O 欧规模组 Belt Linear Module
- E 电动缸 Electric Cylinder
- L 直线电机 Linear Motor
- K 钢基模组 Steel Linear Module
- G 内嵌式模组 Built-in Rail Type
- D 简易模组 Splinde Linear Unit
- M 直驱旋转电机 Rotary Motor
- N 半封闭 Semi Seal
- C 全封闭 Full Seal
- 皮带 Belt
- 本体宽度 Body Width: 60 / 80 / 100 / 120 / 140
- 导程 Lead: 90mm
- 行程 Stroke: 150-3050mm (间隔100mm) Gap 100mm
- 电机方向 Motor direction
  - DL 电机左侧
  - DR 电机右侧
  - MR 电机外置右折
  - ML 电机外置左折
  - LP 电机外置左侧下方
  - LU 电机外置左侧上方
  - RP 电机外置右侧下方
  - RU 电机外置右侧上方
  - DL Motor left side
  - DR Motor right side
  - MR Motor external right side
  - ML Motor external left side
  - LP Motor external lower left
  - LU Motor external upper left
  - RP Motor external lower right
  - RU Motor external upper right
- Y：螺纹孔 / G：沉头孔 (Y: threaded hole / G: countersunk hole)
- 电机品牌 Motor brand
  - P 松下 Panasonic
  - M 三菱 Mitsubishi
  - Y 安川 Yaskawa
  - H 禾川 HCFA
  - T 台达 Delta
  - J 减速机 Reducer
- 电机功率 Motor power: 20：200W / 40：400W / 75：750W / 1K：1000W / 60/90(减速机) Reducer
- 光电类型 Photoelectric Mode: N：NPN / P：PNP
- 刹车 Brake
- 数量 Quantity: 1PCS / 2PCS / 3PCS / 无标记：无 None
- 客制/特殊加工 Custom/special processing

## 产品性能参数如下 Product performance parameters are as follows

| | | | | | | | | |
|---|---|---|---|---|---|---|---|---|
| 规格 Spec | 重复定位精度(mm) Repeated positioning accuracy (mm) | | ±0.05 | | | | | |
| | 马达转速 (mm) Rated Speed (rpm/min) | | 500 | 1000 | 1050 | 2000 | 2500 | 3000 |
| | 最高速度 (mm/s) ※1 Maximum speed (mm/s) | | 750 | 1500 | 2250 | 3000 | 3750 | 4500 |
| | 最大可搬重量 Maximum Payload | 水平使用 (kg) Horizontal (kg) | 32 | 26 | 18 | 10 | 6 | 3 |
| | 导程 (mm) lead (mm) | | 90 | | | | | |
| | 定格推力 (N) Rated thrust (N) | | 134 | | | | | |
| | 标准行程 (mm) Stroke pitch (mm) | | 150~3050mm/100 间隔 100 mm Pitch | | | | | |
| 部品 Parts | AC伺服马达容量 (W) AC servo motor output (w) | | 750 | | | | | |
| | 皮带宽度 (mm) Belt Width (mm) | | 30 | | | | | |
| | 高刚性直线滑轨 (mm) High rigidity linear guide(mm) | | 30X26 | | | | | |
| | 原点感应器 Home sensor | 外挂 Outside | 672(NPN) | | | | | |

※1 马达加减速设定0.4秒。
※1 Acceleration and deacceleration value is set 0.4 second.

## 速度-荷重曲线图 Acceleration-payload relationship

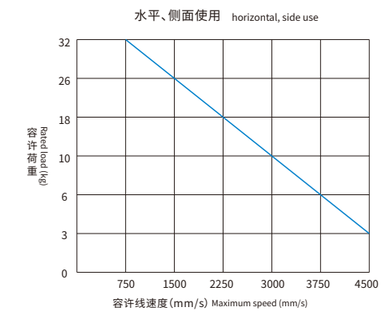


*以上使用条件请参考下方力矩表(最大值不可同时存在)。
*Please refer to the moment diagram below.(Do not reach all maximum value at same time.)

## 容许负载力矩表 N.m Allowable overhang

| 各行程M5后装螺帽数量 M5 nuts Qty.(by stroke) | | | | | |
|---|---|---|---|---|---|
| 有效行程 Stroke | 150~950 | 150~1450 | 150~1950 | 2050~2450 | 2500~3050 |
| 数量 Quantity | 6 | 8 | 10 | 12 | 14 |

※滑台标准固定方式为下锁式，使用M5后装螺帽固定。
※Standard mounting method is fix from the bottom, using the M5 bolt and nut.

## 安装示意图 Installation diagram

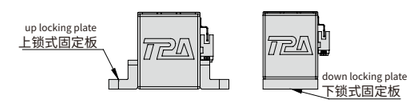


※上锁式固定板非标准品，若有需求请另外追加选购。
※Top fixing plate is optional.

## 容许负载力矩表 N.m Allowable overhang

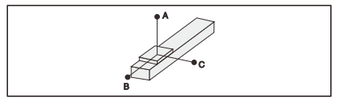


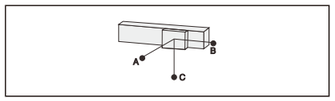


(单位Unit:mm)

| 水平安装 Horizontal installation | | 线速度 Speed Maximum | A | B | C |
|---|---|---|---|---|---|
| 导程 90 Lead | 3kg | 4500mm/s | 618 | 71 | 95 |
| | 6kg | 3750mm/s | 418 | 31 | 45 |
| | 10kg | 3000mm/s | 257 | 12 | 25 |
| | 18kg | 2250mm/s | 570 | 138 | 185 |
| | 26kg | 1500mm/s | 335 | 67 | 85 |
| | 32kg | 750mm/s | 238 | 40 | 52 |

(单位Unit:mm)

| 侧面安装 Horizontal installation | | 线速度 Speed Maximum | A | B | C |
|---|---|---|---|---|---|
| 导程 90 Lead | 3kg | 4500mm/s | 618 | 71 | 95 |
| | 6kg | 3750mm/s | 418 | 31 | 45 |
| | 10kg | 3000mm/s | 257 | 12 | 25 |
| | 18kg | 2250mm/s | 570 | 138 | 185 |
| | 26kg | 1500mm/s | 335 | 67 | 85 |
| | 32kg | 750mm/s | 238 | 40 | 52 |

## 静态容许负载惯量 Static loading moment

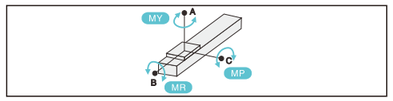


(单位Unit:N.m)

| | |
|---|---|
| MY | 680 |
| MP | 680 |
| MR | 144 |

*力矩表所表示的数据,代表重心。
The torque value in the chart indicate the center of gravity.
*符合型录规范的正常试用下,保证寿命为10000公里。
Operation life is 10,000km when the product is using under the specified conditions.
*倒吊使用无法套用标准规范,如有需求请咨询我司业务。
The standard specification cannot be applied to the use of inverted crane.
Please consult our business if necessary.

## 搭配伺服马达一览表 Suitable motor brand

| 品牌 Brand | 马达记号 Mark | 刹车有无 Brake | 马达容量 Motor capacity | 电源电压 AC-Voltage | 伺服马达型号 Servo motor model | 驱动器型号 Driver Model |
|---|---|---|---|---|---|---|
| 三菱 Mitsubishi | M | 无刹车(水平式样) No brake (horizontal type) | 750 | 220 | HG-KR73 | MR-J4-70A |
| 松下 Panasonic | P | 无刹车(水平式样) No brake (horizontal type) | 750 | 220 | MHMD082G1U | MBDHT3520 |
| 台达 Delta | T | 无刹车(水平式样) No brake (horizontal type) | 750 | 220 | ECMA-C20807ES | ASD-B20721-B |

## 电机左侧/电机右侧
Motor left side / Motor right side

### DL 电机左侧 Motor left side

单位:Unit: mm

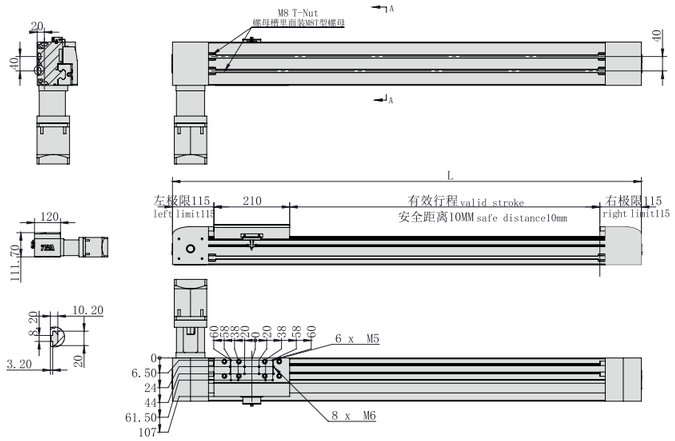


*不含电机和安装板重量 *Excluding motor and mounting plate weight

| 有效行程 Stroke | 150 | 250 | 350 | 450 | 550 | 650 | 750 | 850 | 950 | 1050 | 1150 | 1250 | 1350 | 1450 | 1550 | 1650 | 1750 | 1850 | 1950 | 2050 |
|---|---|---|---|---|---|---|---|---|---|---|---|---|---|---|---|---|---|---|---|---|
| L | 600 | 700 | 800 | 900 | 1000 | 1100 | 1200 | 1300 | 1400 | 1500 | 1600 | 1700 | 1800 | 1900 | 2000 | 2100 | 2200 | 2300 | 2400 | 2500 |
| KG | 14.4 | 15.8 | 17.2 | 18.6 | 20 | 21.4 | 22.8 | 24.2 | 25.6 | 27 | 28.4 | 29.8 | 31.2 | 32.6 | 34 | 35.4 | 36.8 | 38.2 | 39.6 | 41 |

| 有效行程 Stroke | 2150 | 2250 | 2350 | 2450 | 2550 | 2650 | 2750 | 2850 | 2950 | 3050 | 3150 | 3250 | 3350 | 3450 | 3550 | 3650 | 3750 | 3850 | 3950 | 4050 |
|---|---|---|---|---|---|---|---|---|---|---|---|---|---|---|---|---|---|---|---|---|
| L | 2600 | 2700 | 2800 | 2900 | 3000 | 3100 | 3200 | 3300 | 3400 | 3500 | 3600 | 3700 | 3800 | 3900 | 4000 | 4100 | 4200 | 4300 | 4400 | 4500 |
| KG | 42.4 | 43.8 | 45.2 | 46.6 | 48 | 49.4 | 50.8 | 52.2 | 53.6 | 55 | 56.4 | 57.8 | 59.2 | 60.6 | 62 | 63.4 | 64.8 | 66.2 | 67.6 | 69 |

### DR 电机右侧 Motor right side

单位:Unit: mm

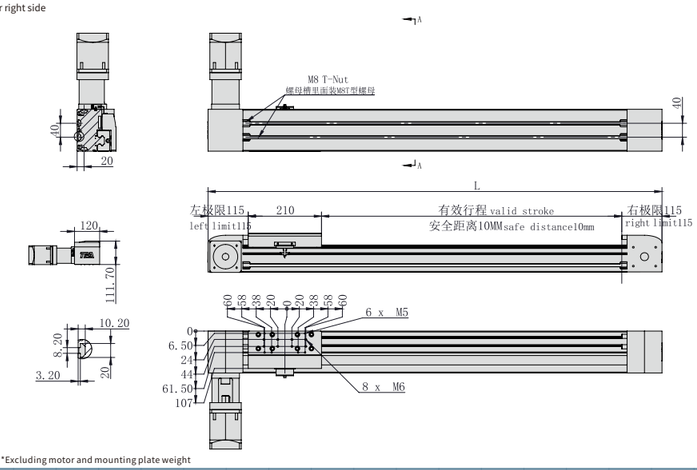


*不含电机和安装板重量 *Excluding motor and mounting plate weight

| 有效行程 Stroke | 150 | 250 | 350 | 450 | 550 | 650 | 750 | 850 | 950 | 1050 | 1150 | 1250 | 1350 | 1450 | 1550 | 1650 | 1750 | 1850 | 1950 | 2050 |
|---|---|---|---|---|---|---|---|---|---|---|---|---|---|---|---|---|---|---|---|---|
| L | 600 | 700 | 800 | 900 | 1000 | 1100 | 1200 | 1300 | 1400 | 1500 | 1600 | 1700 | 1800 | 1900 | 2000 | 2100 | 2200 | 2300 | 2400 | 2500 |
| KG | 14.4 | 15.8 | 17.2 | 18.6 | 20 | 21.4 | 22.8 | 24.2 | 25.6 | 27 | 28.4 | 29.8 | 31.2 | 32.6 | 34 | 35.4 | 36.8 | 38.2 | 39.6 | 41 |

| 有效行程 Stroke | 2150 | 2250 | 2350 | 2450 | 2550 | 2650 | 2750 | 2850 | 2950 | 3050 | 3150 | 3250 | 3350 | 3450 | 3550 | 3650 | 3750 | 3850 | 3950 | 4050 |
|---|---|---|---|---|---|---|---|---|---|---|---|---|---|---|---|---|---|---|---|---|
| L | 2600 | 2700 | 2800 | 2900 | 3000 | 3100 | 3200 | 3300 | 3400 | 3500 | 3600 | 3700 | 3800 | 3900 | 4000 | 4100 | 4200 | 4300 | 4400 | 4500 |
| KG | 42.4 | 43.8 | 45.2 | 46.6 | 48 | 49.4 | 50.8 | 52.2 | 53.6 | 55 | 56.4 | 57.8 | 59.2 | 60.6 | 62 | 63.4 | 64.8 | 66.2 | 67.6 | 69 |

## MEMO

## 电机外置左侧/电机外置右侧
Motor external left side / Motor external right side

### ML 电机外置左侧 Motor external left side

单位:Unit: mm

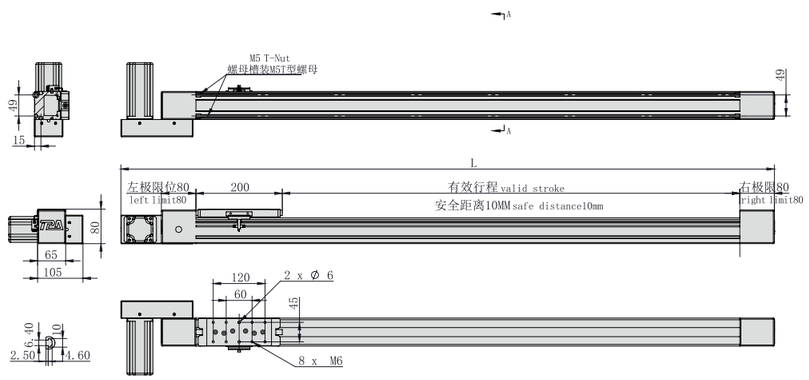


*不含电机和安装板重量 *Excluding motor and mounting plate weight

| 有效行程 Stroke | 150 | 250 | 350 | 450 | 550 | 650 | 750 | 850 | 950 | 1050 | 1150 | 1250 | 1350 | 1450 | 1550 |
|---|---|---|---|---|---|---|---|---|---|---|---|---|---|---|---|
| L | 614 | 714 | 814 | 914 | 1014 | 1114 | 1214 | 1314 | 1414 | 1514 | 1614 | 1714 | 1814 | 1914 | 2014 |
| KG | 4.5 | 5 | 5.5 | 6 | 6.5 | 7 | 7.5 | 8 | 8.5 | 9 | 9.5 | 10 | 10.5 | 11 | 11.5 |

| 有效行程 Stroke | 1650 | 1750 | 1850 | 1950 | 2050 | 2150 | 2250 | 2350 | 2450 | 2550 | 2650 | 2750 | 2850 | 2950 | 3050 |
|---|---|---|---|---|---|---|---|---|---|---|---|---|---|---|---|
| L | 2114 | 2214 | 2314 | 2414 | 2514 | 2614 | 2714 | 2814 | 2914 | 3014 | 3114 | 3214 | 3314 | 3414 | 3514 |
| KG | 12 | 12.5 | 13 | 13.5 | 14 | 14.5 | 15 | 15.5 | 16 | 16.5 | 17 | 17.5 | 18 | 18.5 | 19 |

### MR 电机外置右侧 Motor external right side

单位:Unit: mm

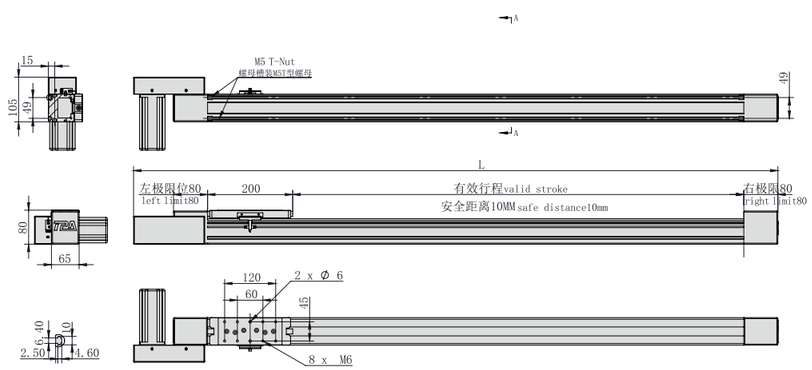


*不含电机和安装板重量 *Excluding motor and mounting plate weight

| 有效行程 Stroke | 150 | 250 | 350 | 450 | 550 | 650 | 750 | 850 | 950 | 1050 | 1150 | 1250 | 1350 | 1450 | 1550 |
|---|---|---|---|---|---|---|---|---|---|---|---|---|---|---|---|
| L | 614 | 714 | 814 | 914 | 1014 | 1114 | 1214 | 1314 | 1414 | 1514 | 1614 | 1714 | 1814 | 1914 | 2014 |
| KG | 4.5 | 5 | 5.5 | 6 | 6.5 | 7 | 7.5 | 8 | 8.5 | 9 | 9.5 | 10 | 10.5 | 11 | 11.5 |

| 有效行程 Stroke | 1650 | 1750 | 1850 | 1950 | 2050 | 2150 | 2250 | 2350 | 2450 | 2550 | 2650 | 2750 | 2850 | 2950 | 3050 |
|---|---|---|---|---|---|---|---|---|---|---|---|---|---|---|---|
| L | 2114 | 2214 | 2314 | 2414 | 2514 | 2614 | 2714 | 2814 | 2914 | 3014 | 3114 | 3214 | 3314 | 3414 | 3514 |
| KG | 12 | 12.5 | 13 | 13.5 | 14 | 14.5 | 15 | 15.5 | 16 | 16.5 | 17 | 17.5 | 18 | 18.5 | 19 |

## 电机外置左下/电机外置左上
Motor external lower left /Motor external upper left

### LP 电机外置左下 Motor external lower left

单位:Unit: mm

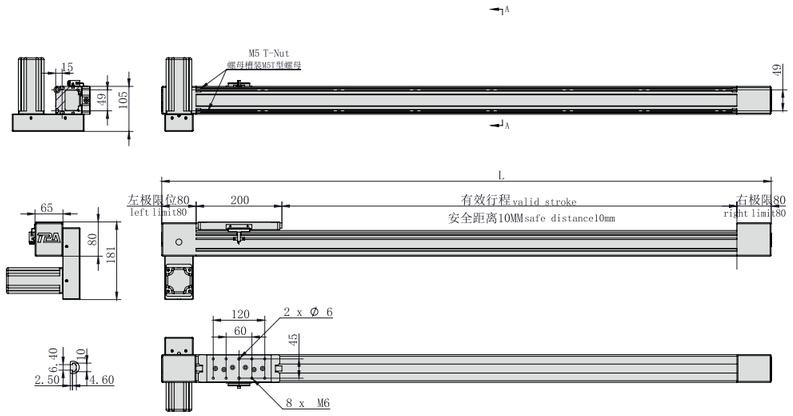


*不含电机和安装板重量 *Excluding motor and mounting plate weight

| 有效行程 Stroke | 150 | 250 | 350 | 450 | 550 | 650 | 750 | 850 | 950 | 1050 | 1150 | 1250 | 1350 | 1450 | 1550 |
|---|---|---|---|---|---|---|---|---|---|---|---|---|---|---|---|
| L | 520 | 620 | 720 | 820 | 920 | 1020 | 1120 | 1220 | 1320 | 1420 | 1520 | 1620 | 1720 | 1820 | 1920 |
| KG | 4.5 | 5 | 5.5 | 6 | 6.5 | 7 | 7.5 | 8 | 8.5 | 9 | 9.5 | 10 | 10.5 | 11 | 11.5 |

| 有效行程 Stroke | 1650 | 1750 | 1850 | 1950 | 2050 | 2150 | 2250 | 2350 | 2450 | 2550 | 2650 | 2750 | 2850 | 2950 | 3050 |
|---|---|---|---|---|---|---|---|---|---|---|---|---|---|---|---|
| L | 2020 | 2120 | 2220 | 2320 | 2420 | 2520 | 2620 | 2720 | 2820 | 2920 | 3020 | 3120 | 3220 | 3320 | 3420 |
| KG | 12 | 12.5 | 13 | 13.5 | 14 | 14.5 | 15 | 15.5 | 16 | 16.5 | 17 | 17.5 | 18 | 18.5 | 19 |

### LU 电机外置左上 Motor external upper left

单位:Unit: mm

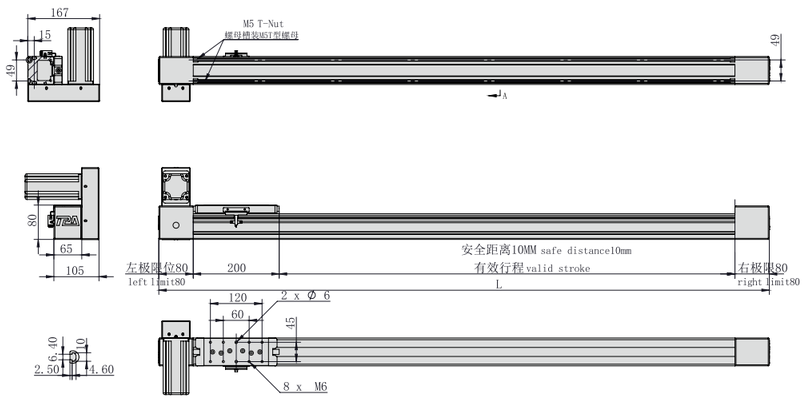


*不含电机和安装板重量 *Excluding motor and mounting plate weight

| 有效行程 Stroke | 150 | 250 | 350 | 450 | 550 | 650 | 750 | 850 | 950 | 1050 | 1150 | 1250 | 1350 | 1450 | 1550 |
|---|---|---|---|---|---|---|---|---|---|---|---|---|---|---|---|
| L | 520 | 620 | 720 | 820 | 920 | 1020 | 1120 | 1220 | 1320 | 1420 | 1520 | 1620 | 1720 | 1820 | 1920 |
| KG | 4.5 | 5 | 5.5 | 6 | 6.5 | 7 | 7.5 | 8 | 8.5 | 9 | 9.5 | 10 | 10.5 | 11 | 11.5 |

| 有效行程 Stroke | 1650 | 1750 | 1850 | 1950 | 2050 | 2150 | 2250 | 2350 | 2450 | 2550 | 2650 | 2750 | 2850 | 2950 | 3050 |
|---|---|---|---|---|---|---|---|---|---|---|---|---|---|---|---|
| L | 2020 | 2120 | 2220 | 2320 | 2420 | 2520 | 2620 | 2720 | 2820 | 2920 | 3020 | 3120 | 3220 | 3320 | 3420 |
| KG | 12 | 12.5 | 13 | 13.5 | 14 | 14.5 | 15 | 15.5 | 16 | 16.5 | 17 | 17.5 | 18 | 18.5 | 19 |

## 电机外置右下/电机外置右上
Motor external lower right /Motor external upper right

### RP 电机外置右下 Motor external lower right

单位:Unit: mm

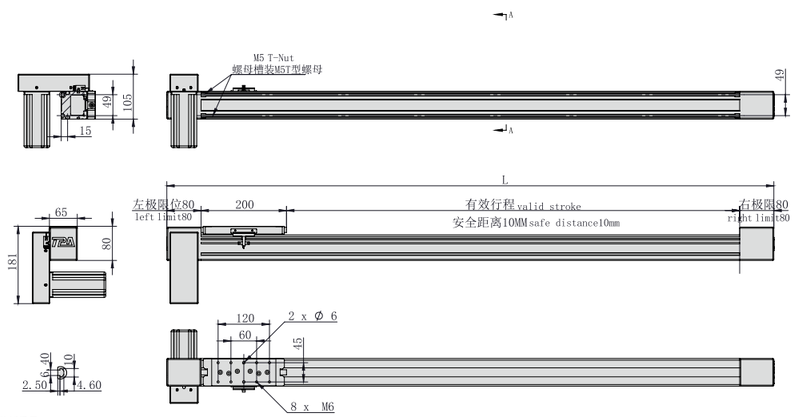


*不含电机和安装板重量 *Excluding motor and mounting plate weight

| 有效行程 Stroke | 150 | 250 | 350 | 450 | 550 | 650 | 750 | 850 | 950 | 1050 | 1150 | 1250 | 1350 | 1450 | 1550 |
|---|---|---|---|---|---|---|---|---|---|---|---|---|---|---|---|
| L | 520 | 620 | 720 | 820 | 920 | 1020 | 1120 | 1220 | 1320 | 1420 | 1520 | 1620 | 1720 | 1820 | 1920 |
| KG | 4.5 | 5 | 5.5 | 6 | 6.5 | 7 | 7.5 | 8 | 8.5 | 9 | 9.5 | 10 | 10.5 | 11 | 11.5 |

| 有效行程 Stroke | 1650 | 1750 | 1850 | 1950 | 2050 | 2150 | 2250 | 2350 | 2450 | 2550 | 2650 | 2750 | 2850 | 2950 | 3050 |
|---|---|---|---|---|---|---|---|---|---|---|---|---|---|---|---|
| L | 2020 | 2120 | 2220 | 2320 | 2420 | 2520 | 2620 | 2720 | 2820 | 2920 | 3020 | 3120 | 3220 | 3320 | 3420 |
| KG | 12 | 12.5 | 13 | 13.5 | 14 | 14.5 | 15 | 15.5 | 16 | 16.5 | 17 | 17.5 | 18 | 18.5 | 19 |

### RU 电机外置右上 Motor external upper right

单位:Unit: mm

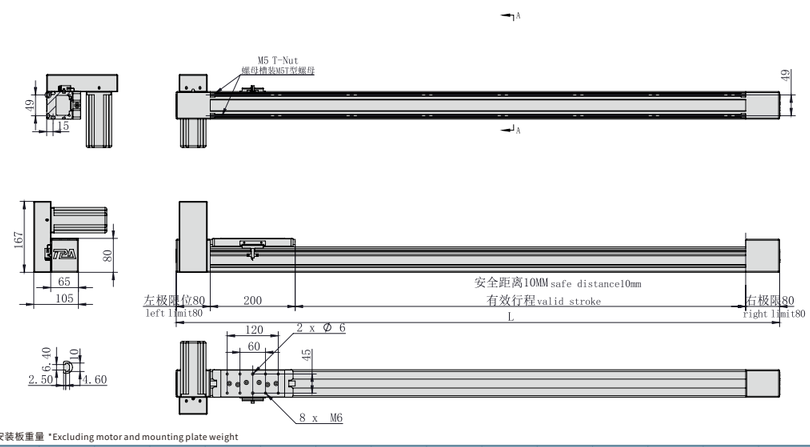


*不含电机和安装板重量 *Excluding motor and mounting plate weight

| 有效行程 Stroke | 150 | 250 | 350 | 450 | 550 | 650 | 750 | 850 | 950 | 1050 | 1150 | 1250 | 1350 | 1450 | 1550 |
|---|---|---|---|---|---|---|---|---|---|---|---|---|---|---|---|
| L | 520 | 620 | 720 | 820 | 920 | 1020 | 1120 | 1220 | 1320 | 1420 | 1520 | 1620 | 1720 | 1820 | 1920 |
| KG | 4.5 | 5 | 5.5 | 6 | 6.5 | 7 | 7.5 | 8 | 8.5 | 9 | 9.5 | 10 | 10.5 | 11 | 11.5 |

| 有效行程 Stroke | 1650 | 1750 | 1850 | 1950 | 2050 | 2150 | 2250 | 2350 | 2450 | 2550 | 2650 | 2750 | 2850 | 2950 | 3050 |
|---|---|---|---|---|---|---|---|---|---|---|---|---|---|---|---|
| L | 2020 | 2120 | 2220 | 2320 | 2420 | 2520 | 2620 | 2720 | 2820 | 2920 | 3020 | 3120 | 3220 | 3320 | 3420 |
| KG | 12 | 12.5 | 13 | 13.5 | 14 | 14.5 | 15 | 15.5 | 16 | 16.5 | 17 | 17.5 | 18 | 18.5 | 19 |

## MEMO

# 半封闭皮带模组 Semi-sealing Belt Driven Linear Actuator

# ONB80




此图仅供参考，出货规格详见尺寸图面
This picture for reference only, specs details according with the drawing.

| 最大行程 Max Stroke | 最高速度 Max Speed | 马达容量 Motor Output | 皮带宽度 Belt Width | 直线滑轨 Linear Guide |
|---|---|---|---|---|
| 3050mm | 1700mm/s | 400W | 38mm | 20X17.5-1支 |

## 型号表达方式 Ordering method

**TPA-ONB-80-170-L3050-DL-Y-P40B-N3-F**

- 品牌名称 Brand
- H 日规模组 Ball Screw Linear Module
- O 欧规模组 Belt Linear Module
- E 电动缸 Electric Cylinder
- L 直线电机 Linear Motor
- K 钢基模组 Steel Linear Module
- G 内嵌式模组 Built-in Rail Type
- D 简易模组 Splinde Linear Unit
- M 直驱旋转电机 Rotary Motor
- N 半封闭 Semi Seal
- C 全封闭 Full Seal
- 皮带 Belt
- 本体宽度 Body Width: 60, 80, 100, 120, 140
- 导程 Lead: 170mm
- 行程 Stroke: 150-3050mm (间隔100mm) Gap 100mm
- 电机方向 Motor direction
  - DL 电机左侧 Motor left side
  - DR 电机右侧 Motor right side
  - MR 电机外置右折 Motor external right side
  - ML 电机外置左折 Motor external left side
  - LP 电机外置左侧下方 Motor external lower left
  - LU 电机外置左侧上方 Motor external upper left
  - RP 电机外置右侧下方 Motor external lower right
  - RU 电机外置右侧上方 Motor external upper right
- Y: 螺纹孔 Y: threaded hole
- G: 沉头孔 G: countersunk hole
- 电机品牌 Motor brand
  - P 松下 Panasonic
  - M 三菱 Mitsubishi
  - Y 安川 Yaskawa
  - H 禾川 HCFA
  - T 台达 Delta
  - J 减速机 Reducer
- 电机功率 Motor power: 20: 200W, 40: 400W, 75: 750W, 1K: 1000W
- 刹车 Brake
- 光电类型 Photoelectric Mode: N: NPN, P: PNP
- 数量 Quantity: 1PCS, 2PCS, 3PCS, 无标记:无 None
- 客制/特殊加工 Custom/special processing

## 产品性能参数如下 Product performance parameters are as follows

| | | | | | |
|---|---|---|---|---|---|
| 规格 Spec | 重复定位精度(mm) Repeated positioning accuracy (mm) | | ±0.05 | | |
| | 马达转速 (mm) Rated Speed (rpm/min) | | 5:1 | 7:1 | 10:1 |
| | 最高速度 (mm/s) ※1 Maximum speed (mm/s) | | 1700 | 1214 | 850 |
| | 最大可搬重量 Maximum Payload | 水平使用 (kg) Horizontal (kg) | 43 | 63 | 105 |
| | | 垂直使用 (kg) Vertical (kg) ※2 | 18 | 20 | 22 |
| | 导程 (mm) lead (mm) | | 170 | | |
| | 定格推力 (N) Rated thrust (N) | | 350 | | |
| | 标准行程 (mm) Stroke pitch (mm) ※3 | | 150~3050mm/100 间隔 100 mm Pitch | | |
| 部品 Parts | AC伺服马达容量 (W) AC servo motor output (w) | | 400 | | |
| | 皮带宽度 (mm) Belt Width(mm) | | 38 | | |
| | 高刚性直线滑轨 (mm) High rigidity linear guide(mm) | | 20X17.5 | | |
| | 原点感应器 Home sensor | 外挂 Outside | 672(NPN) | | |

※1 马达加减速设定0.4秒。※1 Acceleration and deacceleration value is set 0.4 second.
※2 垂直使用时，若皮带断裂，承载物会有掉落的危险，请留意。
※2 Notice, if the belt breaks, the moving parts will fall when the application is vertical.
※3 滑台未安装减速机时，导程为110。※3 Lead is 110mm without gearbox.

## 速度-荷重曲线图 Acceleration-payload relationship

水平使用 Horizontal

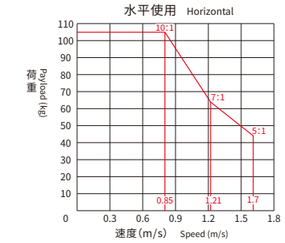


垂直使用 Vertically

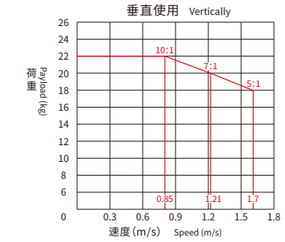


## 容许负载力矩表 N.m Allowable overhang

各行程M5后装螺帽数量 M5 nuts Qty.(by stroke)

| 有效行程 Stroke | 数量 Quantity | 有效行程 Stroke | 数量 Quantity |
|---|---|---|---|
| 150~500 | 4 | 2600~3050 | 14 |

※滑台标准固定方式为下锁式，使用M5后装螺帽固定。
※Standard mounting method is fix from the bottom, using the M5 bolt and nut.

## 安装示意图 Installation diagram

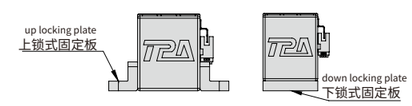


※上锁式固定板非标准品，若有需求请另外追加选购。
※Top fixing plate is optional.

## 容许负载力矩表 N.m Allowable overhang

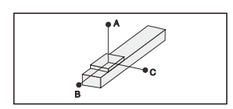


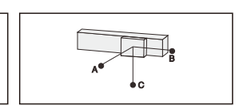


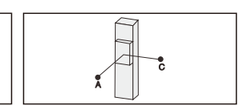


(单位Unit:mm)

| 水平安装 Horizomtal installation | | A | B | C |
|---|---|---|---|---|
| 5:1 | 13kg | 908 | 288 | 48 |
| | 28kg | 558 | 168 | 30 |
| | 43kg | 408 | 118 | 23 |
| 7:1 | 33kg | 758 | 168 | 30 |
| | 48kg | 575 | 123 | 24 |
| | 63kg | 420 | 93 | 20 |
| 10:1 | 75kg | 908 | 148 | 28 |
| | 90kg | 708 | 113 | 23 |
| | 105kg | 558 | 83 | 18 |

(单位Unit:mm)

| 侧面安装 Side mounting | | A | B | C |
|---|---|---|---|---|
| 5:1 | 13kg | 48 | 288 | 908 |
| | 28kg | 30 | 168 | 608 |
| | 43kg | 23 | 118 | 408 |
| 7:1 | 33kg | 30 | 168 | 758 |
| | 48kg | 23 | 118 | 583 |
| | 63kg | 20 | 88 | 458 |
| 10:1 | 75kg | 28 | 148 | 958 |
| | 90kg | 23 | 113 | 758 |
| | 105kg | 18 | 83 | 608 |

(单位Unit:mm)

| 垂直安装 Vertical installation | | A | C |
|---|---|---|---|
| 5:1 | 3kg | 1258 | 1258 |
| | 8kg | 658 | 658 |
| | 12kg | 458 | 458 |
| 7:1 | 14kg | 608 | 608 |
| | 16kg | 488 | 488 |
| | 20kg | 408 | 408 |
| 10:1 | 16kg | 558 | 558 |
| | 18kg | 458 | 458 |
| | 22kg | 358 | 358 |

## 静态容许负载惯量 Static loading moment

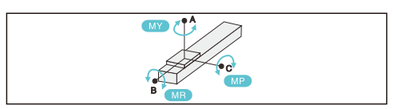


(单位Unit:N.m)

| | |
|---|---|
| MY | 820 |
| MP | 820 |
| MR | 120 |

*力矩表所表示的数据，代表重心。
The torque value in the chart indicate the center of gravity.
*符合型录规范的正常试用下，保证寿命为10000公里。
Operation life is 10,000km when the product is using under the specified conditions.
*倒吊使用无法套用标准规范，如有需求请咨询我司业务。
The standard specification cannot be applied to the use of inverted crane. Please consult our business if necessary.

## 电机外置左侧/电机外置右侧
Motor external left side / Motor external right side

### ML 电机外置左侧 Motor external left side

单位:Unit: mm

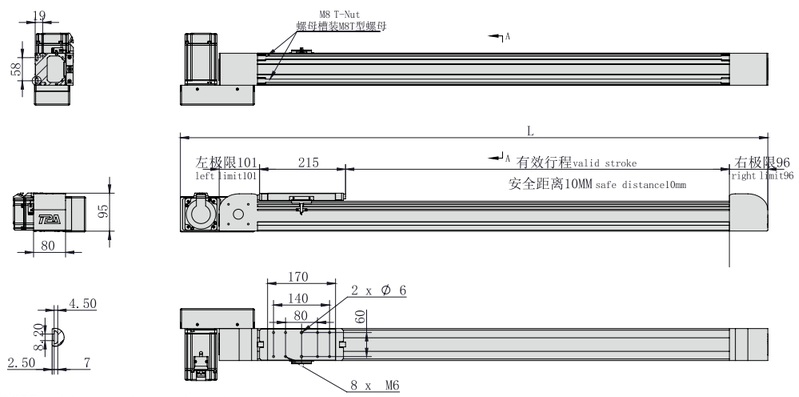


*不含电机和安装板重量 *Excluding motor and mounting plate weight

| 有效行程 Stroke | 150 | 250 | 350 | 450 | 550 | 650 | 750 | 850 | 950 | 1050 | 1150 | 1250 | 1350 | 1450 | 1550 |
|---|---|---|---|---|---|---|---|---|---|---|---|---|---|---|---|
| L | 669 | 769 | 869 | 969 | 1069 | 1169 | 1269 | 1369 | 1469 | 1569 | 1669 | 1769 | 1869 | 1969 | 2069 |
| KG | 11.6 | 12.3 | 13 | 13.7 | 14.4 | 15.1 | 15.8 | 16.5 | 17.2 | 17.9 | 18.6 | 19.3 | 20 | 20.7 | 21.4 |

| 有效行程 Stroke | 1650 | 1750 | 1850 | 1950 | 2050 | 2150 | 2250 | 2350 | 2450 | 2550 | 2650 | 2750 | 2850 | 2950 | 3050 |
|---|---|---|---|---|---|---|---|---|---|---|---|---|---|---|---|
| L | 2169 | 2269 | 2369 | 2469 | 2569 | 2669 | 2769 | 2869 | 2969 | 3069 | 3169 | 3269 | 3369 | 3469 | 3569 |
| KG | 22.1 | 22.8 | 23.5 | 24.2 | 24.9 | 25.6 | 26.3 | 27 | 27.7 | 28.4 | 29.1 | 29.8 | 30.5 | 31.2 | 31.9 |

### MR 电机外置右侧 Motor external right side

单位:Unit: mm

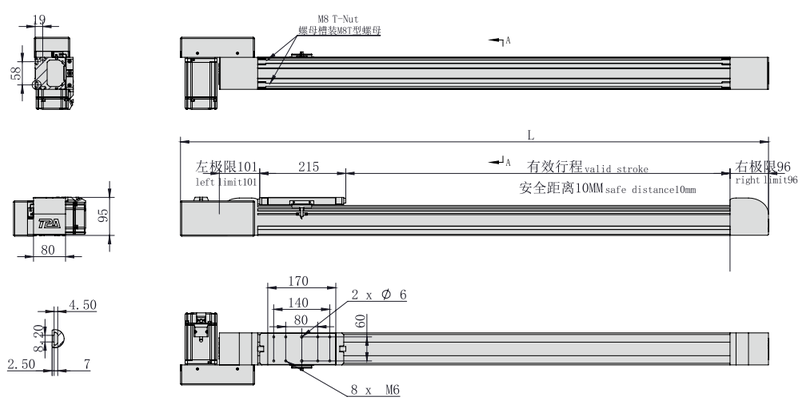


*不含电机和安装板重量 *Excluding motor and mounting plate weight

| 有效行程 Stroke | 150 | 250 | 350 | 450 | 550 | 650 | 750 | 850 | 950 | 1050 | 1150 | 1250 | 1350 | 1450 | 1550 |
|---|---|---|---|---|---|---|---|---|---|---|---|---|---|---|---|
| L | 669 | 769 | 869 | 969 | 1069 | 1169 | 1269 | 1369 | 1469 | 1569 | 1669 | 1769 | 1869 | 1969 | 2069 |
| KG | 11.6 | 12.3 | 13 | 13.7 | 14.4 | 15.1 | 15.8 | 16.5 | 17.2 | 17.9 | 18.6 | 19.3 | 20 | 20.7 | 21.4 |

| 有效行程 Stroke | 1650 | 1750 | 1850 | 1950 | 2050 | 2150 | 2250 | 2350 | 2450 | 2550 | 2650 | 2750 | 2850 | 2950 | 3050 |
|---|---|---|---|---|---|---|---|---|---|---|---|---|---|---|---|
| L | 2169 | 2269 | 2369 | 2469 | 2569 | 2669 | 2769 | 2869 | 2969 | 3069 | 3169 | 3269 | 3369 | 3469 | 3569 |
| KG | 22.1 | 22.8 | 23.5 | 24.2 | 24.9 | 25.6 | 26.3 | 27 | 27.7 | 28.4 | 29.1 | 29.8 | 30.5 | 31.2 | 31.9 |

## 电机外置左下/电机外置左上
Motor external lower left /Motor external upper left

### LP 电机外置左下 Motor external lower left

单位:Unit: mm

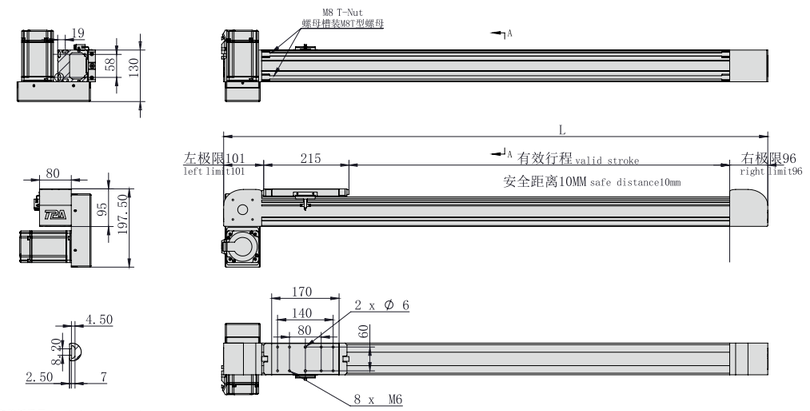


*不含电机和安装板重量 *Excluding motor and mounting plate weight

| 有效行程 Stroke | 150 | 250 | 350 | 450 | 550 | 650 | 750 | 850 | 950 | 1050 | 1150 | 1250 | 1350 | 1450 | 1550 |
|---|---|---|---|---|---|---|---|---|---|---|---|---|---|---|---|
| L | 572 | 672 | 772 | 872 | 972 | 1072 | 1172 | 1272 | 1372 | 1472 | 1572 | 1672 | 1772 | 1872 | 1972 |
| KG | 11.6 | 12.3 | 13 | 13.7 | 14.4 | 15.1 | 15.8 | 16.5 | 17.2 | 17.9 | 18.6 | 19.3 | 20 | 20.7 | 21.4 |

| 有效行程 Stroke | 1650 | 1750 | 1850 | 1950 | 2050 | 2150 | 2250 | 2350 | 2450 | 2550 | 2650 | 2750 | 2850 | 2950 | 3050 |
|---|---|---|---|---|---|---|---|---|---|---|---|---|---|---|---|
| L | 2072 | 2172 | 2272 | 2372 | 2472 | 2572 | 2672 | 2772 | 2872 | 2972 | 3072 | 3172 | 3272 | 3372 | 3472 |
| KG | 22.1 | 22.8 | 23.5 | 24.2 | 24.9 | 25.6 | 26.3 | 27 | 27.7 | 28.4 | 29.1 | 29.8 | 30.5 | 31.2 | 31.9 |

### LU 电机外置左上 Motor external upper left

单位:Unit: mm

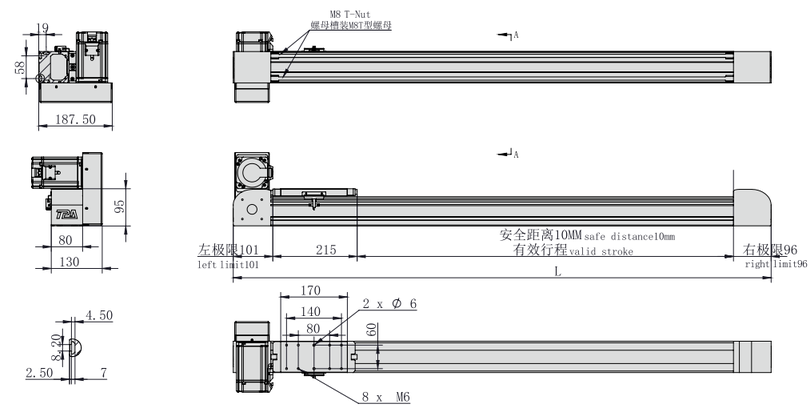


*不含电机和安装板重量 *Excluding motor and mounting plate weight

| 有效行程 Stroke | 150 | 250 | 350 | 450 | 550 | 650 | 750 | 850 | 950 | 1050 | 1150 | 1250 | 1350 | 1450 | 1550 |
|---|---|---|---|---|---|---|---|---|---|---|---|---|---|---|---|
| L | 572 | 672 | 772 | 872 | 972 | 1072 | 1172 | 1272 | 1372 | 1472 | 1572 | 1672 | 1772 | 1872 | 1972 |
| KG | 11.6 | 12.3 | 13 | 13.7 | 14.4 | 15.1 | 15.8 | 16.5 | 17.2 | 17.9 | 18.6 | 19.3 | 20 | 20.7 | 21.4 |

| 有效行程 Stroke | 1650 | 1750 | 1850 | 1950 | 2050 | 2150 | 2250 | 2350 | 2450 | 2550 | 2650 | 2750 | 2850 | 2950 | 3050 |
|---|---|---|---|---|---|---|---|---|---|---|---|---|---|---|---|
| L | 2072 | 2172 | 2272 | 2372 | 2472 | 2572 | 2672 | 2772 | 2872 | 2972 | 3072 | 3172 | 3272 | 3372 | 3472 |
| KG | 22.1 | 22.8 | 23.5 | 24.2 | 24.9 | 25.6 | 26.3 | 27 | 27.7 | 28.4 | 29.1 | 29.8 | 30.5 | 31.2 | 31.9 |

## 电机外置右下/电机外置右上
Motor external lower right /Motor external upper right

### RP 电机外置右下 Motor external lower right

单位:Unit: mm

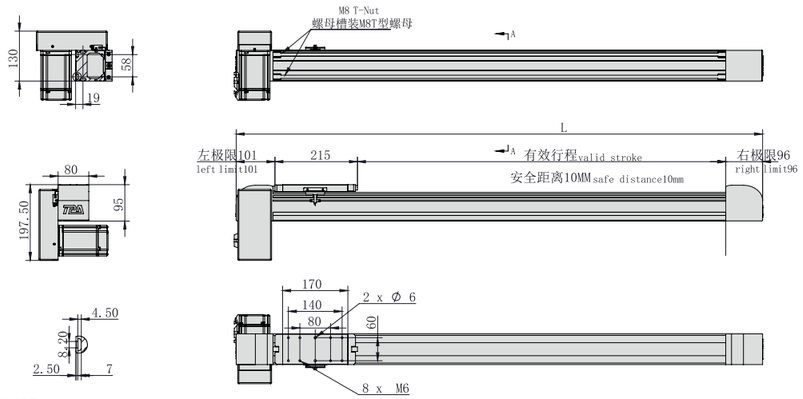


*不含电机和安装板重量 *Excluding motor and mounting plate weight

| 有效行程 Stroke | 150 | 250 | 350 | 450 | 550 | 650 | 750 | 850 | 950 | 1050 | 1150 | 1250 | 1350 | 1450 | 1550 |
|---|---|---|---|---|---|---|---|---|---|---|---|---|---|---|---|
| L | 572 | 672 | 772 | 872 | 972 | 1072 | 1172 | 1272 | 1372 | 1472 | 1572 | 1672 | 1772 | 1872 | 1972 |
| KG | 11.6 | 12.3 | 13 | 13.7 | 14.4 | 15.1 | 15.8 | 16.5 | 17.2 | 17.9 | 18.6 | 19.3 | 20 | 20.7 | 21.4 |

| 有效行程 Stroke | 1650 | 1750 | 1850 | 1950 | 2050 | 2150 | 2250 | 2350 | 2450 | 2550 | 2650 | 2750 | 2850 | 2950 | 3050 |
|---|---|---|---|---|---|---|---|---|---|---|---|---|---|---|---|
| L | 2072 | 2172 | 2272 | 2372 | 2472 | 2572 | 2672 | 2772 | 2872 | 2972 | 3072 | 3172 | 3272 | 3372 | 3472 |
| KG | 22.1 | 22.8 | 23.5 | 24.2 | 24.9 | 25.6 | 26.3 | 27 | 27.7 | 28.4 | 29.1 | 29.8 | 30.5 | 31.2 | 31.9 |

### RU 电机外置右上 Motor external upper right

单位:Unit: mm

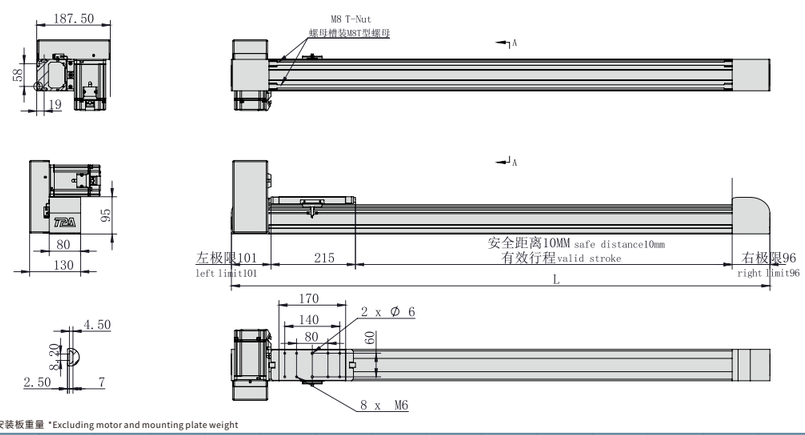


*不含电机和安装板重量 *Excluding motor and mounting plate weight

| 有效行程 Stroke | 150 | 250 | 350 | 450 | 550 | 650 | 750 | 850 | 950 | 1050 | 1150 | 1250 | 1350 | 1450 | 1550 |
|---|---|---|---|---|---|---|---|---|---|---|---|---|---|---|---|
| L | 572 | 672 | 772 | 872 | 972 | 1072 | 1172 | 1272 | 1372 | 1472 | 1572 | 1672 | 1772 | 1872 | 1972 |
| KG | 11.6 | 12.3 | 13 | 13.7 | 14.4 | 15.1 | 15.8 | 16.5 | 17.2 | 17.9 | 18.6 | 19.3 | 20 | 20.7 | 21.4 |

| 有效行程 Stroke | 1650 | 1750 | 1850 | 1950 | 2050 | 2150 | 2250 | 2350 | 2450 | 2550 | 2650 | 2750 | 2850 | 2950 | 3050 |
|---|---|---|---|---|---|---|---|---|---|---|---|---|---|---|---|
| L | 2072 | 2172 | 2272 | 2372 | 2472 | 2572 | 2672 | 2772 | 2872 | 2972 | 3072 | 3172 | 3272 | 3372 | 3472 |
| KG | 22.1 | 22.8 | 23.5 | 24.2 | 24.9 | 25.6 | 26.3 | 27 | 27.7 | 28.4 | 29.1 | 29.8 | 30.5 | 31.2 | 31.9 |

## MEMO

# 全封闭皮带模组 Full-Sealing Belt Driven Linear Actuator

# OCB60

玖钧传动 Motion Control

此图仅供参考，出货规格详见尺寸图面
This picture for reference only, specs details according with the drawing.

| 最大行程 Max Stroke | 最高速度 Max Speed | 马达容量 Motor Output | 皮带宽度 Belt Width | 直线滑轨 Linear Guide |
|---|---|---|---|---|
| 3050mm | 7000mm/s | 400W | 25mm | 15X12.5-1支 |

## 型号表达方式 Ordering method

**TPA-OCB-60-140-L3050-DL-Y-P40B-N3-F**

- 品牌名称 Brand
- H 日规模组 Ball Screw Linear Module
  O 欧规模组 Belt Linear Module
  E 电动缸 Electric Cylinder
  L 直线电机 Linear Motor
  K 钢基模组 Steel Linear Module
  G 内嵌式模组 Built-in Rail Type
  D 简易模组 Splinde Linear Unit
  M 直驱旋转电机 Rotary Motor
- N 半封闭 Semi Seal
  C 全封闭 Full Seal
- 皮带 Belt
- 本体宽度 Body Width: 60 / 80 / 100 / 120 / 140
- 导程 Lead: 140mm
- 行程 Stroke: 150-3050mm (间隔100mm) Gap 100mm
- 电机方向 Motor direction
  DL 电机左侧 Motor left side
  DR 电机右侧 Motor right side
  MR 电机外置右折 Motor external right side
  ML 电机外置左折 Motor external left side
  LP 电机外置左侧下方 Motor external lower left
  LU 电机外置左侧上方 Motor external upper left
  RP 电机外置右侧下方 Motor external lower right
  RU 电机外置右侧上方 Motor external upper right
- Y：螺纹孔 Y: threaded hole
  G：沉头孔 G: countersunk hole
- 电机品牌 Motor brand
  P 松下 Panasonic
  M 三菱 Mitsubishi
  Y 安川 Yaskawa
  H 禾川 HCFA
  T 台达 Delta
  J 减速机 Reducer
- 电机功率 Motor power
  20：200W
  40：400W
  75：750W
  1K：1000W
- 刹车 Brake
- 光电类型 Photoelectric Mode
  N：NPN
  P：PNP
- 数量 Quantity
  1PCS
  2PCS
  3PCS
  无标记：无 None
- F:客制/特殊加工 F:Custom/special processing
  FZ:辅助导轨 FZ:Auxiliary guide rail

## 产品性能参数如下 Product performance parameters are as follows

| | | | | | | | | |
|---|---|---|---|---|---|---|---|---|
| 规格 Spec | 重复定位精度(mm) Repeated positioning accuracy (mm) | | ±0.05 | | | | | |
| | 马达转速 (mm) Rated Speed (rpm/min) | | 500 | 1000 | 1050 | 2000 | 2500 | 3000 |
| | 最高速度 (mm/s) ※1 Maximum speed (mm/s) | | 1160 | 2300 | 3500 | 5600 | 5800 | 7000 |
| | 最大可搬重量 Maximum Payload | 水平使用 (kg) Horizontal (kg) | 15 | 12 | 8 | 4 | 3 | 2 |
| | 导程 (mm) lead (mm) | | 140 | | | | | |
| | 定格推力 (N) Rated thrust (N) | | 92 | | | | | |
| | 标准行程 (mm) Stroke pitch (mm) | | 150~3050mm/100 间隔 100 mm Pitch | | | | | |
| 部品 Parts | AC伺服马达容量 (W) AC servo motor output (w) | | 400 | | | | | |
| | 皮带宽度 (mm) Belt Width (mm) | | 25 | | | | | |
| | 高刚性直线滑轨 (mm) High rigidity linear guide (mm) | | 15X12.5 | | | | | |
| | 原点感应器 Home sensor | 外挂 Outside | 672(NPN) | | | | | |

※1 马达加减速设定0.4秒。
※1 Acceleration and deacceleration value is set 0.4 second.

## 速度-荷重曲线图 Acceleration-payload relationship

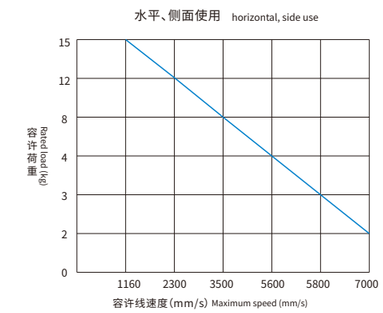


*以上使用条件请参考下方力矩表(最大值不可同时存在)。
*Please refer to the moment diagram below.(Do not reach all maximum value at same time.)

## 容许负载力矩表 N.m Allowable overhang

| 各行程M5后装螺帽数量 M5 nuts Qty.(by stroke) | | | | | |
|---|---|---|---|---|---|
| 有效行程 Stroke | 150~950 | 150~1450 | 150~1950 | 2050~2450 | 2500~3050 |
| 数量 Quantity | 6 | 8 | 10 | 12 | 14 |

※滑台标准固定方式为下锁式，使用M5后装螺帽固定。
※Standard mounting method is fix from the bottom, using the M5 bolt and nut.

## 安装示意图 Installation diagram

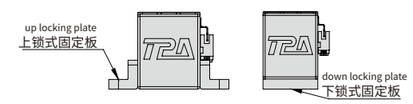


※上锁式固定板非标准品，若有需求请另外追加选购。
※Top fixing plate is optional.

## 容许负载力矩表 N.m Allowable overhang

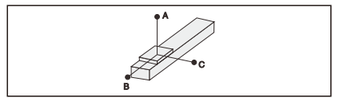


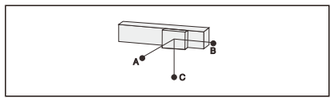


(单位Unit:mm)

| 水平安装 Horizontal installation | | 线速度 Speed Maximum | A | B | C |
|---|---|---|---|---|---|
| 导程 140 Lead | 2kg | 7000mm/s | 143 | 75 | 25 |
| | 3kg | 5800mm/s | 143 | 50 | 18 |
| | 4kg | 5600mm/s | 145 | 33 | 15 |
| | 8kg | 3500mm/s | 167 | 23 | 12 |
| | 12kg | 2300mm/s | 215 | 22 | 12 |
| | 15kg | 1160mm/s | 215 | 17 | 12 |

(单位Unit:mm)

| 侧面安装 Horizontal installation | | 线速度 Speed Maximum | A | B | C |
|---|---|---|---|---|---|
| 导程 140 Lead | 2kg | 7000mm/s | 25 | 75 | 143 |
| | 3kg | 5800mm/s | 18 | 50 | 143 |
| | 4kg | 5600mm/s | 15 | 33 | 145 |
| | 8kg | 3500mm/s | 12 | 23 | 167 |
| | 12kg | 2300mm/s | 12 | 22 | 215 |
| | 15kg | 1160mm/s | 12 | 17 | 215 |

## 静态容许负载惯量 Static loading moment

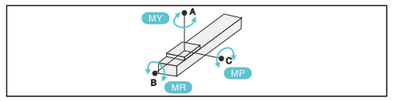


(单位Unit:N.m)

| | |
|---|---|
| MY | 44 |
| MP | 44 |
| MR | 12 |

*力矩表所表示的数据,代表重心。
The torque value in the chart indicate the center of gravity.
*符合型录规范的正常试用下,保证寿命为10000公里。
Operation life is 10,000km when the product is using under the specified conditions.
*倒吊使用无法套用标准规范,如有需求请咨询我司业务。
The standard specification cannot be applied to the use of inverted crane.
Please consult our business if necessary.

## 搭配伺服马达一览表 Suitable motor brand

| 品牌 Brand | 马达记号 Mark | 刹车有无 Brake | 马达容量 Motor capacity | 电源电压 AC-Voltage | 伺服马达型号 Servo motor model | 驱动器型号 Driver Model |
|---|---|---|---|---|---|---|
| 三菱 Mitsubishi | M | 无刹车(水平式样) No brake (horizontal type) | 400 | 220 | HG-KR43 | MR-J4-40A |
| 松下 Panasonic | P | 无刹车(水平式样) No brake (horizontal type) | 400 | 220 | MHMD042G1U | MBDHT2510 |
| 台达 Delta | T | 无刹车(水平式样) No brake (horizontal type) | 400 | 220 | ECMA-C20604ES | ASD-B20421-B |

## 电机左侧/电机右侧
Motor left side / Motor right side

### DL 电机左侧 Motor left side

单位:Unit: mm

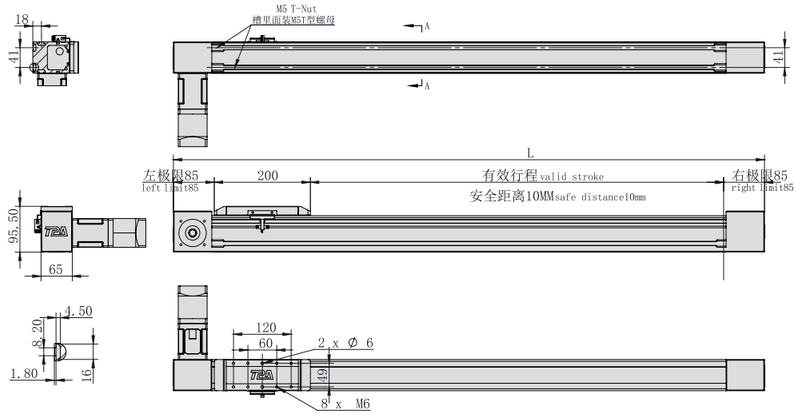


*不含电机和安装板重量 *Excluding motor and mounting plate weight

| 有效行程 Stroke | 150 | 250 | 350 | 450 | 550 | 650 | 750 | 850 | 950 | 1050 | 1150 | 1250 | 1350 | 1450 | 1550 |
|---|---|---|---|---|---|---|---|---|---|---|---|---|---|---|---|
| L | 530 | 630 | 730 | 830 | 930 | 1030 | 1130 | 1230 | 1330 | 1430 | 1530 | 1630 | 1730 | 1830 | 1930 |
| KG | 7.1 | 7.6 | 8.1 | 8.6 | 9.1 | 9.6 | 10.1 | 10.6 | 11.1 | 11.6 | 12.1 | 12.6 | 13.1 | 13.6 | 14.1 |

| 有效行程 Stroke | 1650 | 1750 | 1850 | 1950 | 2050 | 2150 | 2250 | 2350 | 2450 | 2550 | 2650 | 2750 | 2850 | 2950 | 3050 |
|---|---|---|---|---|---|---|---|---|---|---|---|---|---|---|---|
| L | 2030 | 2130 | 2230 | 2330 | 2430 | 2530 | 2630 | 2730 | 2830 | 2930 | 3030 | 3130 | 3230 | 3330 | 3430 |
| KG | 14.6 | 15.1 | 15.6 | 16.1 | 16.6 | 17.1 | 17.6 | 18.1 | 18.6 | 19.1 | 19.6 | 20.1 | 20.6 | 21.1 | 21.6 |

### DR 电机右侧 Motor right side

单位:Unit: mm

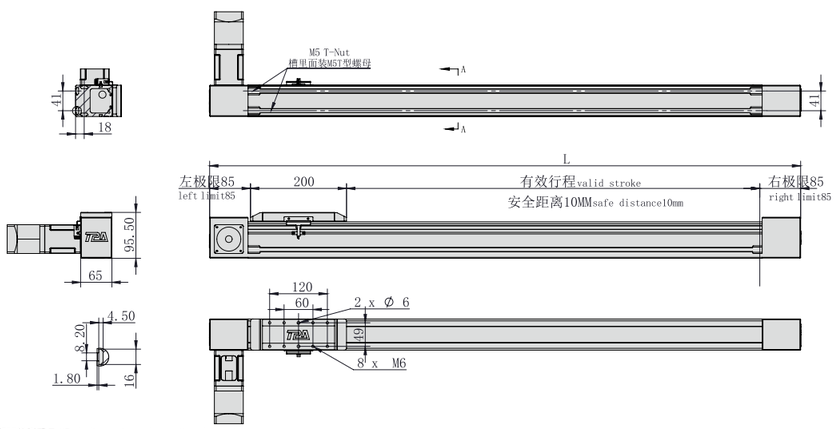


*不含电机和安装板重量 *Excluding motor and mounting plate weight

| 有效行程 Stroke | 150 | 250 | 350 | 450 | 550 | 650 | 750 | 850 | 950 | 1050 | 1150 | 1250 | 1350 | 1450 | 1550 |
|---|---|---|---|---|---|---|---|---|---|---|---|---|---|---|---|
| L | 530 | 630 | 730 | 830 | 930 | 1030 | 1130 | 1230 | 1330 | 1430 | 1530 | 1630 | 1730 | 1830 | 1930 |
| KG | 7.1 | 7.6 | 8.1 | 8.6 | 9.1 | 9.6 | 10.1 | 10.6 | 11.1 | 11.6 | 12.1 | 12.6 | 13.1 | 13.6 | 14.1 |

| 有效行程 Stroke | 1650 | 1750 | 1850 | 1950 | 2050 | 2150 | 2250 | 2350 | 2450 | 2550 | 2650 | 2750 | 2850 | 2950 | 3050 |
|---|---|---|---|---|---|---|---|---|---|---|---|---|---|---|---|
| L | 2030 | 2130 | 2230 | 2330 | 2430 | 2530 | 2630 | 2730 | 2830 | 2930 | 3030 | 3130 | 3230 | 3330 | 3430 |
| KG | 14.6 | 15.1 | 15.6 | 16.1 | 16.6 | 17.1 | 17.6 | 18.1 | 18.6 | 19.1 | 19.6 | 20.1 | 20.6 | 21.1 | 21.6 |

## OCB60-FZ 辅助导轨
OCB60-FZ Auxiliary guide rail

### DL 电机左侧 Motor left side

单位:Unit: mm

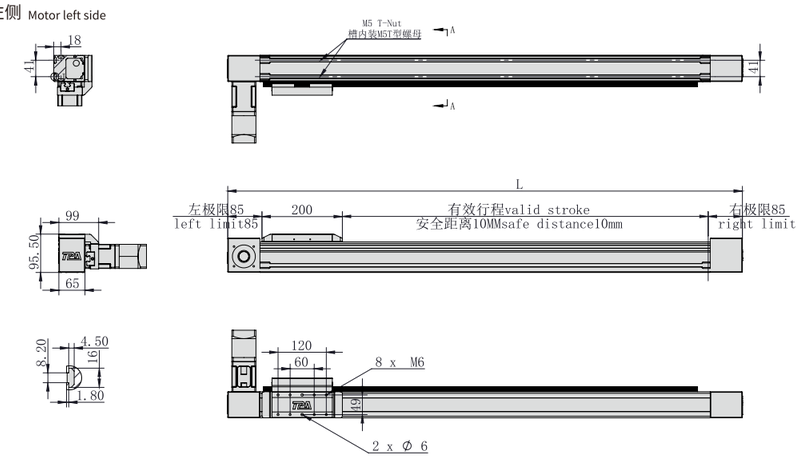


*不含电机和安装板重量 *Excluding motor and mounting plate weight

| 有效行程 Stroke | 150 | 250 | 350 | 450 | 550 | 650 | 750 | 850 | 950 | 1050 | 1150 | 1250 | 1350 | 1450 | 1550 |
|---|---|---|---|---|---|---|---|---|---|---|---|---|---|---|---|
| L | 530 | 630 | 730 | 830 | 930 | 1030 | 1130 | 1230 | 1330 | 1430 | 1530 | 1630 | 1730 | 1830 | 1930 |
| KG | 8.2 | 8.8 | 9.4 | 10 | 10.6 | 11.2 | 11.8 | 12.4 | 13 | 13.6 | 14.2 | 14.8 | 15.4 | 16 | 16.6 |

| 有效行程 Stroke | 1650 | 1750 | 1850 | 1950 | 2050 | 2150 | 2250 | 2350 | 2450 | 2550 | 2650 | 2750 | 2850 | 2950 | 3050 |
|---|---|---|---|---|---|---|---|---|---|---|---|---|---|---|---|
| L | 2030 | 2130 | 2230 | 2330 | 2430 | 2530 | 2630 | 2730 | 2830 | 2930 | 3030 | 3130 | 3230 | 3330 | 3430 |
| KG | 17.2 | 17.8 | 18.4 | 19 | 19.6 | 20.2 | 20.8 | 21.4 | 22 | 22.6 | 23.2 | 23.8 | 24.4 | 25 | 25.6 |

### DR 电机右侧 Motor right side

单位:Unit: mm

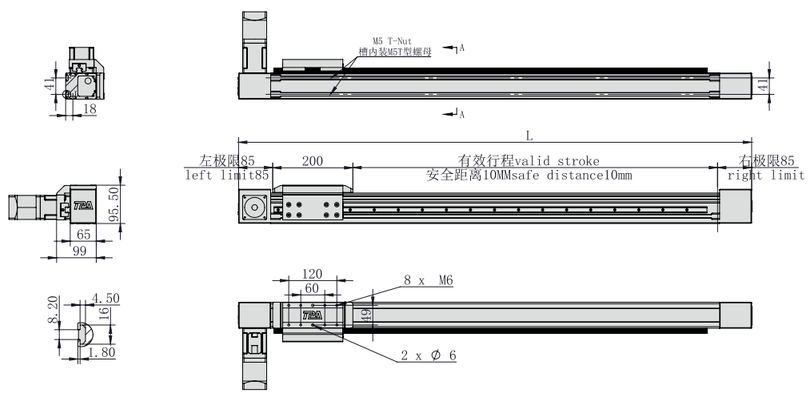


*不含电机和安装板重量 *Excluding motor and mounting plate weight

| 有效行程 Stroke | 150 | 250 | 350 | 450 | 550 | 650 | 750 | 850 | 950 | 1050 | 1150 | 1250 | 1350 | 1450 | 1550 |
|---|---|---|---|---|---|---|---|---|---|---|---|---|---|---|---|
| L | 530 | 630 | 730 | 830 | 930 | 1030 | 1130 | 1230 | 1330 | 1430 | 1530 | 1630 | 1730 | 1830 | 1930 |
| KG | 8.2 | 8.8 | 9.4 | 10 | 10.6 | 11.2 | 11.8 | 12.4 | 13 | 13.6 | 14.2 | 14.8 | 15.4 | 16 | 16.6 |

| 有效行程 Stroke | 1650 | 1750 | 1850 | 1950 | 2050 | 2150 | 2250 | 2350 | 2450 | 2550 | 2650 | 2750 | 2850 | 2950 | 3050 |
|---|---|---|---|---|---|---|---|---|---|---|---|---|---|---|---|
| L | 2030 | 2130 | 2230 | 2330 | 2430 | 2530 | 2630 | 2730 | 2830 | 2930 | 3030 | 3130 | 3230 | 3330 | 3430 |
| KG | 17.2 | 17.8 | 18.4 | 19 | 19.6 | 20.2 | 20.8 | 21.4 | 22 | 22.6 | 23.2 | 23.8 | 24.4 | 25 | 25.6 |

# 全封闭皮带模组 Full-Sealing Belt Driven Linear Actuator

# OCB80

玖钧传动 Motion Control






此图仅供参考，出货规格详见尺寸图面
This picture for reference only, specs details according with the drawing.

| 最大行程 Max Stroke | 最高速度 Max Speed | 马达容量 Motor Output | 皮带宽度 Belt Width | 直线滑轨 Linear Guide |
|---|---|---|---|---|
| 3050mm | 5000mm/s | 400W | 30mm | 20X17.5-1支 |

## 型号表达方式 Ordering method

**TPA-OCB-80-140-L3050-DL-Y-P40B-N3-F**

- 品牌名称 Brand
- H 日规模组 Ball Screw Linear Module
- O 欧规模组 Belt Linear Module
- E 电动缸 Electric Cylinder
- L 直线电机 Linear Motor
- K 钢基模组 Steel Linear Module
- G 内嵌式模组 Built-in Rail Type
- D 简易模组 Splinde Linear Unit
- M 直驱旋转电机 Rotary Motor
- N 半封闭 Semi Seal
- C 全封闭 Full Seal
- 皮带 Belt
- 本体宽度 Body Width: 60, 80, 100, 120, 140
- 导程 Lead: 140mm
- 行程 Stroke: 150-3050mm (间隔100mm) Gap 100mm
- 电机方向 Motor direction
  - DL 电机左侧
  - DR 电机右侧
  - MR 电机外置右折
  - ML 电机外置左折
  - LP 电机外置左侧下方
  - LU 电机外置左侧上方
  - RP 电机外置右侧下方
  - RU 电机外置右侧上方
  - DL Motor left side
  - DR Motor right side
  - MR Motor external right side
  - ML Motor external left side
  - LP Motor external lower left
  - LU Motor external upper left
  - RP Motor external lower right
  - RU Motor external upper right
- Y: 螺纹孔 G: 沉头孔 Y: threaded hole G: countersunk hole
- 电机品牌 Motor brand
  - P 松下 Panasonic
  - M 三菱 Mitsubishi
  - Y 安川 Yaskawa
  - H 禾川 HCFA
  - T 台达 Delta
  - J 减速机 Reducer
- 电机功率 Motor power
  - 20: 200W
  - 40: 400W
  - 75: 750W
  - 1K: 1000W
- 刹车 Brake
- 光电类型 Photoelectric Mode
  - N: NPN
  - P: PNP
- 数量 Quantity
  - 1PCS
  - 2PCS
  - 3PCS
  - 无标记:无 None
- F:客制/特殊加工 FZ:辅助导轨 F:Custom/special processing FZ:Auxiliary guide rail

## 产品性能参数如下 Product performance parameters are as follows

| | | | | | | | | |
|---|---|---|---|---|---|---|---|---|
| 规格 Spec | 重复定位精度(mm) Repeated positioning accuracy (mm) | | ±0.05 | | | | | |
| | 马达转速 (mm) Rated Speed (rpm/min) | | 500 | 1000 | 1000 | 20 | 20 | 20 |
| | 最高速度 (mm/s) ※1 Maximum speed (mm/s) | | 1160 | 2300 | 3500 | 5600 | 5800 | 7000 |
| | 最大可搬重量 Maximum Payload | 水平使用 (kg) Horizontal (kg) | 28 | 22 | 18 | 12 | 6 | 4 |
| | 导程 (mm) lead (mm) | | 140 | | | | | |
| | 定格推力 (N) Rated thrust (N) | | 71 | | | | | |
| | 标准行程 (mm) Stroke pitch (mm) | | 150~3050mm/100 间隔 100 mm Pitch | | | | | |
| 部品 Parts | AC伺服马达容量 (W) AC servo motor output (w) | | 400 | | | | | |
| | 皮带宽度 (mm) Belt Width (mm) | | 30 | | | | | |
| | 高刚性直线滑轨 (mm) High rigidity linear guide (mm) | | 20X17.5 | | | | | |
| | 原点感应器 Home sensor | 外挂 Outside | 672(NPN) | | | | | |

※1 马达加减速设定0.4秒。
※1 Acceleration and deacceleration value is set 0.4 second.

## 速度-荷重曲线图 Acceleration-payload relationship

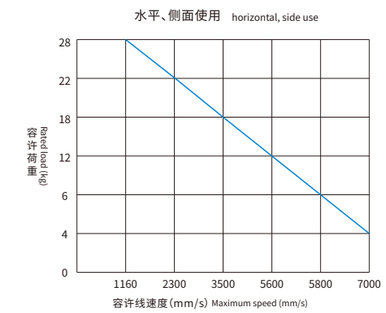


*以上使用条件请参考下方力矩表(最大值不可同时存在)。
*Please refer to the moment diagram below.(Do not reach all maximum value at same time.)

## 容许负载力矩表 N.m Allowable overhang

| 各行程M5后装螺帽数量 M5 nuts Qty.(by stroke) | | | | | |
|---|---|---|---|---|---|
| 有效行程 Stroke | 150~950 | 150~1450 | 150~1950 | 2050~2450 | 2500~3050 |
| 数量 Quantity | 6 | 8 | 10 | 12 | 14 |

※滑台标准固定方式为下锁式，使用M5后装螺帽固定。
※Standard mounting method is fix from the bottom, using the M5 bolt and nut.

## 安装示意图 Installation diagram

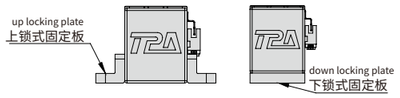


※上锁式固定板非标准品，若有需求请另外追加选购。
※Top fixing plate is optional.

## 容许负载力矩表 N.m Allowable overhang

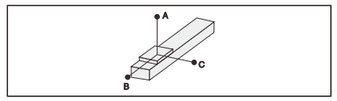


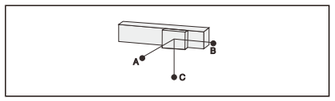


(单位Unit:mm)

| 水平安装 Horizontal installation | | 线速度 Speed Maximum | A | B | C |
|---|---|---|---|---|---|
| 导程 140 Lead | 4kg | 7000mm/s | – | – | – |
| | 6kg | 5800mm/s | – | – | – |
| | 12kg | 5600mm/s | – | – | – |
| | 18kg | 3500mm/s | 174 | 76 | 42 |
| | 22kg | 2300mm/s | 225 | 71 | 42 |
| | 28kg | 1160mm/s | 270 | 73 | 42 |

(单位Unit:mm)

| 侧面安装 Horizontal installation | | 线速度 Speed Maximum | A | B | C |
|---|---|---|---|---|---|
| 导程 140 Lead | 4kg | 7000mm/s | – | – | – |
| | 6kg | 5800mm/s | – | – | – |
| | 12kg | 5600mm/s | – | – | – |
| | 18kg | 3500mm/s | 42 | 76 | 174 |
| | 22kg | 2300mm/s | 42 | 71 | 225 |
| | 28kg | 1160mm/s | 42 | 73 | 270 |

## 静态容许负载惯量 Static loading moment

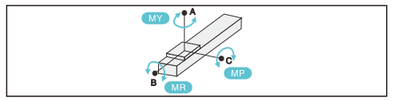


(单位Unit:N.m)

| | |
|---|---|
| MY | 71 |
| MP | 71 |
| MR | 20 |

*力矩表所表示的数据,代表重心。
The torque value in the chart indicate the center of gravity.
*符合型录规范的正常试用下,保证寿命为10000公里。
Operation life is 10,000km when the product is using under the specified conditions.
*倒吊使用无法套用标准规范,如有需求请咨询我司业务。
The standard specification cannot be applied to the use of inverted crane.
Please consult our business if necessary.

## 搭配伺服马达一览表 Suitable motor brand

| 品牌 Brand | 马达记号 Mark | 刹车有无 Brake | 马达容量 Motor capacity | 电源电压 AC-Voltage | 伺服马达型号 Servo motor model | 驱动器型号 Driver Model |
|---|---|---|---|---|---|---|
| 三菱 Mitsubishi | M | 无刹车(水平式样) No brake (horizontal type) | 750 | 220 | HG-KR73 | MR-J4-70A |
| 松下 Panasonic | P | 无刹车(水平式样) No brake (horizontal type) | 750 | 220 | MHMD082G1U | MBDHT3520 |
| 台达 Delta | T | 无刹车(水平式样) No brake (horizontal type) | 750 | 220 | ECMA-C20807ES | ASD-B20721-B |

## 电机左侧/电机右侧
Motor left side / Motor right side

### DL 电机左侧 Motor left side

单位:Unit: mm

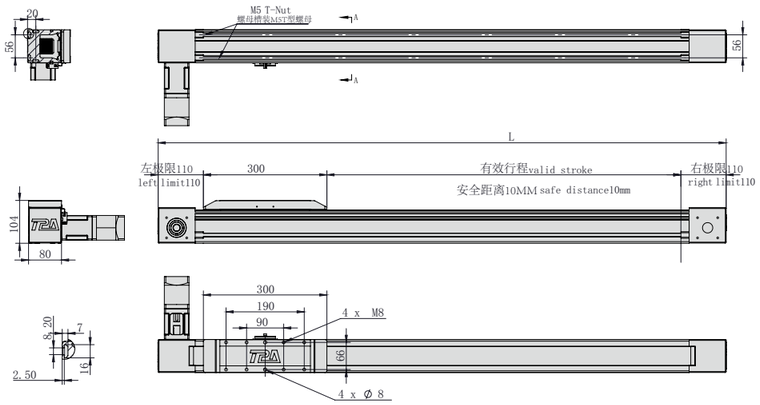


*不含电机和安装板重量 *Excluding motor and mounting plate weight

| 有效行程 Stroke | 150 | 250 | 350 | 450 | 550 | 650 | 750 | 850 | 950 | 1050 | 1150 | 1250 | 1350 | 1450 | 1550 |
|---|---|---|---|---|---|---|---|---|---|---|---|---|---|---|---|
| L | 680 | 780 | 880 | 980 | 1080 | 1180 | 1280 | 1380 | 1480 | 1580 | 1680 | 1780 | 1880 | 1980 | 2080 |
| KG | 10.6 | 11.5 | 12.4 | 13.3 | 14.2 | 15.1 | 16 | 16.9 | 17.8 | 18.7 | 19.6 | 20.5 | 21.4 | 22.3 | 23.2 |

| 有效行程 Stroke | 1650 | 1750 | 1850 | 1950 | 2050 | 2150 | 2250 | 2350 | 2450 | 2550 | 2650 | 2750 | 2850 | 2950 | 3050 |
|---|---|---|---|---|---|---|---|---|---|---|---|---|---|---|---|
| L | 2180 | 2280 | 2380 | 2480 | 2580 | 2680 | 2780 | 2880 | 2980 | 3080 | 3180 | 3280 | 3380 | 3480 | 3580 |
| KG | 24.1 | 25 | 25.9 | 26.8 | 27.7 | 28.6 | 29.5 | 30.4 | 31.3 | 32.2 | 33.1 | 34 | 34.9 | 35.8 | 36.7 |

### DR 电机右侧 Motor right side

单位:Unit: mm

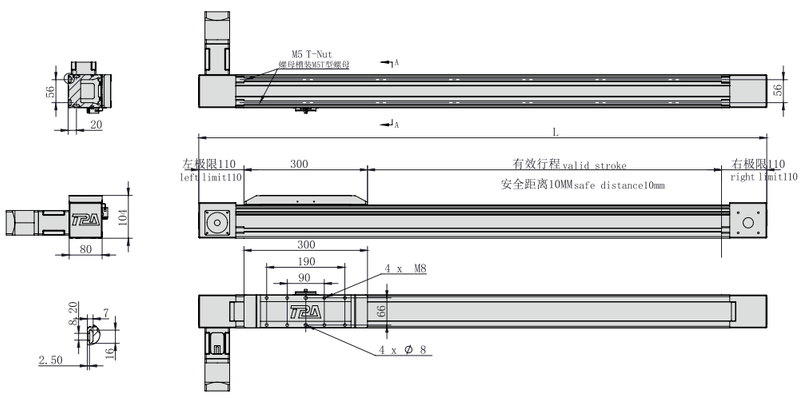


*不含电机和安装板重量 *Excluding motor and mounting plate weight

| 有效行程 Stroke | 150 | 250 | 350 | 450 | 550 | 650 | 750 | 850 | 950 | 1050 | 1150 | 1250 | 1350 | 1450 | 1550 |
|---|---|---|---|---|---|---|---|---|---|---|---|---|---|---|---|
| L | 680 | 780 | 880 | 980 | 1080 | 1180 | 1280 | 1380 | 1480 | 1580 | 1680 | 1780 | 1880 | 1980 | 2080 |
| KG | 10.6 | 11.5 | 12.4 | 13.3 | 14.2 | 15.1 | 16 | 16.9 | 17.8 | 18.7 | 19.6 | 20.5 | 21.4 | 22.3 | 23.2 |

| 有效行程 Stroke | 1650 | 1750 | 1850 | 1950 | 2050 | 2150 | 2250 | 2350 | 2450 | 2550 | 2650 | 2750 | 2850 | 2950 | 3050 |
|---|---|---|---|---|---|---|---|---|---|---|---|---|---|---|---|
| L | 2180 | 2280 | 2380 | 2480 | 2580 | 2680 | 2780 | 2880 | 2980 | 3080 | 3180 | 3280 | 3380 | 3480 | 3580 |
| KG | 24.1 | 25 | 25.9 | 26.8 | 27.7 | 28.6 | 29.5 | 30.4 | 31.3 | 32.2 | 33.1 | 34 | 34.9 | 35.8 | 36.7 |

## OCB80-FZ 辅助导轨
OCB80-FZ Auxiliary guide rail

### DL 电机左侧 Motor left side

单位:Unit: mm

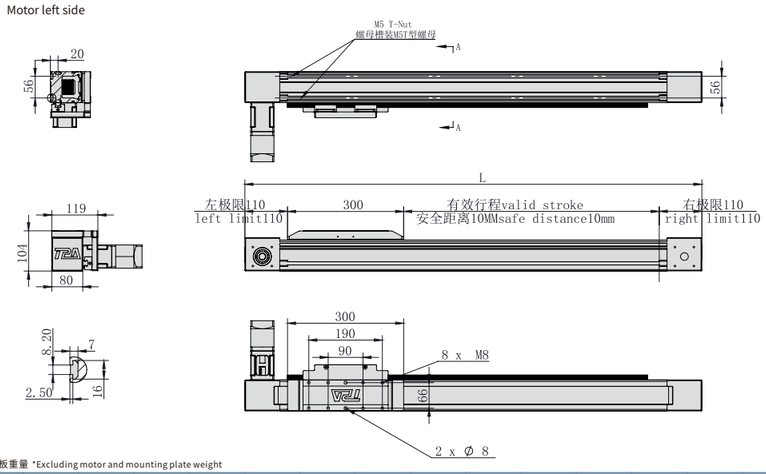


*不含电机和安装板重量 *Excluding motor and mounting plate weight

| 有效行程 Stroke | 150 | 250 | 350 | 450 | 550 | 650 | 750 | 850 | 950 | 1050 | 1150 | 1250 | 1350 | 1450 | 1550 |
|---|---|---|---|---|---|---|---|---|---|---|---|---|---|---|---|
| L | 680 | 780 | 880 | 980 | 1080 | 1180 | 1280 | 1380 | 1480 | 1580 | 1680 | 1780 | 1880 | 1980 | 2080 |
| KG | 12.1 | 13.2 | 14.3 | 15.4 | 16.5 | 17.6 | 18.7 | 19.8 | 20.9 | 22 | 23.1 | 24.2 | 25.3 | 26.4 | 27.5 |

| 有效行程 Stroke | 1650 | 1750 | 1850 | 1950 | 2050 | 2150 | 2250 | 2350 | 2450 | 2550 | 2650 | 2750 | 2850 | 2950 | 3050 |
|---|---|---|---|---|---|---|---|---|---|---|---|---|---|---|---|
| L | 2180 | 2280 | 2380 | 2480 | 2580 | 2680 | 2780 | 2880 | 2980 | 3080 | 3180 | 3280 | 3380 | 3480 | 3580 |
| KG | 28.6 | 29.7 | 30.8 | 31.9 | 33 | 34.1 | 35.2 | 36.3 | 37.4 | 38.5 | 39.6 | 40.7 | 41.8 | 42.9 | 44 |

### DR 电机右侧 Motor right side

单位:Unit: mm

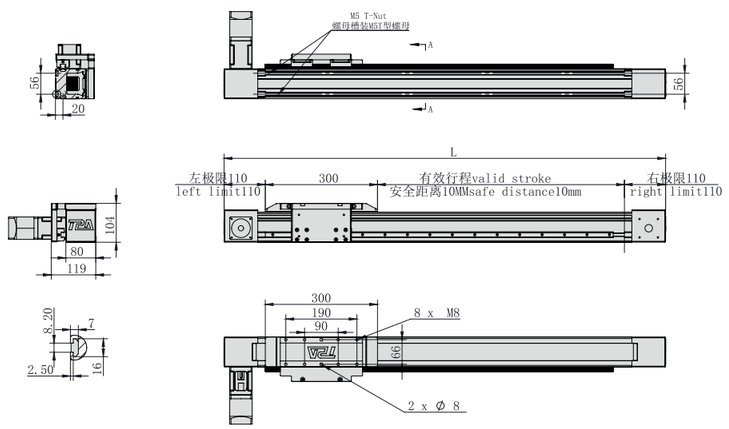


*不含电机和安装板重量 *Excluding motor and mounting plate weight

| 有效行程 Stroke | 150 | 250 | 350 | 450 | 550 | 650 | 750 | 850 | 950 | 1050 | 1150 | 1250 | 1350 | 1450 | 1550 |
|---|---|---|---|---|---|---|---|---|---|---|---|---|---|---|---|
| L | 680 | 780 | 880 | 980 | 1080 | 1180 | 1280 | 1380 | 1480 | 1580 | 1680 | 1780 | 1880 | 1980 | 2080 |
| KG | 12.1 | 13.2 | 14.3 | 15.4 | 16.5 | 17.6 | 18.7 | 19.8 | 20.9 | 22 | 23.1 | 24.2 | 25.3 | 26.4 | 27.5 |

| 有效行程 Stroke | 1650 | 1750 | 1850 | 1950 | 2050 | 2150 | 2250 | 2350 | 2450 | 2550 | 2650 | 2750 | 2850 | 2950 | 3050 |
|---|---|---|---|---|---|---|---|---|---|---|---|---|---|---|---|
| L | 2180 | 2280 | 2380 | 2480 | 2580 | 2680 | 2780 | 2880 | 2980 | 3080 | 3180 | 3280 | 3380 | 3480 | 3580 |
| KG | 28.6 | 29.7 | 30.8 | 31.9 | 33 | 34.1 | 35.2 | 36.3 | 37.4 | 38.5 | 39.6 | 40.7 | 41.8 | 42.9 | 44 |

# 全封闭皮带模组 Full-Sealing Belt Driven Linear Actuator

# OCB80S

此图仅供参考，出货规格详见尺寸图面
This picture for reference only, specs details according with the drawing.

| 最大行程 Max Stroke | 最高速度 Max Speed | 马达容量 Motor Output | 皮带宽度 Belt Width | 直线滑轨 Linear Guide |
|---|---|---|---|---|
| 3050mm | 5000mm/s | 400W | 30mm | 20X17.5-1支 |

## 型号表达方式 Ordering method

**TPA-OCB-80S-140-L3050-DL-Y-P40B-N3-F**

- 品牌名称 Brand
- H 日规模组 Ball Screw Linear Module
- O 欧规模组 Belt Linear Module
- E 电动缸 Electric Cylinder
- L 直线电机 Linear Motor
- K 钢基模组 Steel Linear Module
- G 内嵌式模组 Built-in Rail Type
- D 简易模组 Splinde Linear Unit
- M 直驱旋转电机 Rotary Motor
- N 半封闭 Semi Seal
- C 全封闭 Full Seal
- 皮带 Belt
- 本体宽度 Body Width: 60 / 80 / 100 / 120 / 140
- 导程 Lead: 140mm
- 行程 Stroke: 150-3050mm (间隔100mm) Gap 100mm
- 电机方向 Motor direction
  - DL 电机左侧
  - DR 电机右侧
  - MR 电机外置右折
  - ML 电机外置左折
  - LP 电机外置左侧下方
  - LU 电机外置左侧上方
  - RP 电机外置右侧下方
  - RU 电机外置右侧上方
  - DL Motor left side
  - DR Motor right side
  - MR Motor external right side
  - ML Motor external left side
  - LP Motor external lower left
  - LU Motor external upper left
  - RP Motor external lower right
  - RU Motor external upper right
- Y：螺纹孔 / G：沉头孔 Y: threaded hole G: countersunk hole
- 电机品牌 Motor brand
  - P 松下 Panasonic
  - M 三菱 Mitsubishi
  - Y 安川 Yaskawa
  - H 禾川 HCFA
  - T 台达 Delta
  - J 减速机 Reducer
- 电机功率 Motor power
  - 20：200W
  - 40：400W
  - 75：750W
  - 1K：1000W
- 刹车 Brake
- 光电类型 Photoelectric Mode
  - N：NPN
  - P：PNP
- 数量 Quantity
  - 1PCS
  - 2PCS
  - 3PCS
  - 无标记：无 None
- F:客制/特殊加工
- FZ:辅助导轨 F:Custom/special processing FZ:Auxiliary guide rail

## 产品性能参数如下 Product performance parameters are as follows

| | | | | | | | | |
|---|---|---|---|---|---|---|---|---|
| 规格 Spec | 重复定位精度(mm) Repeated positioning accuracy (mm) | | ±0.05 | | | | | |
| | 马达转速 (mm) Rated Speed (rpm/min) | | 500 | 1000 | 1000 | 20 | 20 | 20 |
| | 最高速度 (mm/s) ※1 Maximum speed (mm/s) | | 1160 | 2300 | 3500 | 5600 | 5800 | 7000 |
| | 最大可搬重量 Maximum Payload | 水平使用 (kg) Horizontal (kg) | 22 | 18 | 13 | 9 | 6 | 4 |
| | 导程 (mm) lead (mm) | | 140 | | | | | |
| | 定格推力 (N) Rated thrust (N) | | 71 | | | | | |
| | 标准行程 (mm) Stroke pitch (mm) | | 150~3050mm/100 间隔 100 mm Pitch | | | | | |
| 部品 Parts | AC伺服马达容量 (W) AC servo motor output (w) | | 400 | | | | | |
| | 皮带宽度 (mm) Belt Width (mm) | | 30 | | | | | |
| | 高刚性直线滑轨 (mm) High rigidity linear guide (mm) | | 20X17.5 | | | | | |
| | 原点感应器 Home sensor | 外挂 Outside | 672(NPN) | | | | | |

※1 马达加减速设定0.4秒。
※1 Acceleration and deacceleration value is set 0.4 second.

## 速度-荷重曲线图 Acceleration-payload relationship

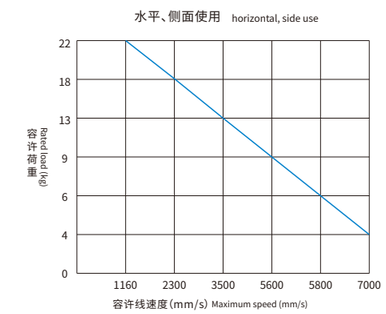


*以上使用条件请参考下方力矩表(最大值不可同时存在)。
*Please refer to the moment diagram below.(Do not reach all maximum value at same time.)

## 容许负载力矩表 N.m Allowable overhang

| 各行程M5后装螺帽数量 M5 nuts Qty.(by stroke) | | | | | |
|---|---|---|---|---|---|
| 有效行程 Stroke | 150~950 | 150~1450 | 150~1950 | 2050~2450 | 2500~3050 |
| 数量 Quantity | 6 | 8 | 10 | 12 | 14 |

※滑台标准固定方式为下锁式，使用M5后装螺帽固定。
※Standard mounting method is fix from the bottom, using the M5 bolt and nut.

## 安装示意图 Installation diagram

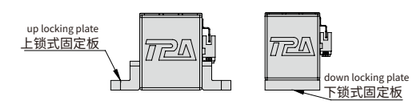


※上锁式固定板非标准品，若有需求请另外追加选购。
※Top fixing plate is optional.

## 容许负载力矩表 N.m Allowable overhang

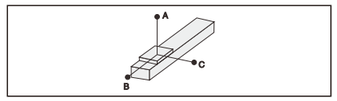


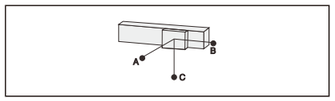


(单位Unit:mm)

| 水平安装 Horizontal installation | | 线速度 Speed Maximum | A | B | C |
|---|---|---|---|---|---|
| 导程 140 Lead | 4kg | 7000mm/s | – | – | – |
| | 6kg | 5800mm/s | – | – | – |
| | 9kg | 5600mm/s | – | – | – |
| | 13kg | 3500mm/s | 174 | 76 | 42 |
| | 18kg | 2300mm/s | 225 | 71 | 42 |
| | 22kg | 1160mm/s | 270 | 73 | 42 |

(单位Unit:mm)

| 侧面安装 Horizontal installation | | 线速度 Speed Maximum | A | B | C |
|---|---|---|---|---|---|
| 导程 140 Lead | 4kg | 7000mm/s | – | – | – |
| | 6kg | 5800mm/s | – | – | – |
| | 9kg | 5600mm/s | – | – | – |
| | 13kg | 3500mm/s | 42 | 76 | 174 |
| | 18kg | 2300mm/s | 42 | 71 | 225 |
| | 22kg | 1160mm/s | 42 | 73 | 270 |

## 静态容许负载惯量 Static loading moment

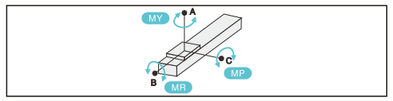


(单位Unit:N.m)

| | |
|---|---|
| MY | 71 |
| MP | 71 |
| MR | 20 |

*力矩表所表示的数据,代表重心。
The torque value in the chart indicate the center of gravity.
*符合型录规范的正常试用下,保证寿命为10000公里。
Operation life is 10,000km when the product is using under the specified conditions.
*倒吊使用无法套用标准规范,如有需求请咨询我司业务。
The standard specification cannot be applied to the use of inverted crane.
Please consult our business if necessary.

## 搭配伺服马达一览表 Suitable motor brand

| 品牌 Brand | 马达记号 Mark | 刹车有无 Brake | 马达容量 Motor capacity | 电源电压 AC-Voltage | 伺服马达型号 Servo motor model | 驱动器型号 Driver Model |
|---|---|---|---|---|---|---|
| 三菱 Mitsubishi | M | 无刹车(水平式样) No brake (horizontal type) | 750 | 220 | HG-KR73 | MR-J4-70A |
| 松下 Panasonic | P | 无刹车(水平式样) No brake (horizontal type) | 750 | 220 | MHMD082G1U | MBDHT3520 |
| 台达 Delta | T | 无刹车(水平式样) No brake (horizontal type) | 750 | 220 | ECMA-C20807ES | ASD-B20721-B |

## 电机左侧/电机右侧
Motor left side / Motor right side

### DL 电机左侧 Motor left side

单位:Unit: mm

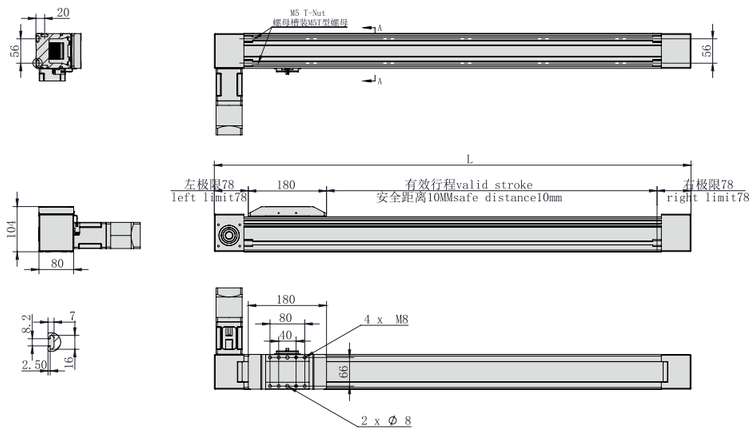


*不含电机和安装板重量 *Excluding motor and mounting plate weight

| 有效行程 Stroke | 150 | 250 | 350 | 450 | 550 | 650 | 750 | 850 | 950 | 1050 | 1150 | 1250 | 1350 | 1450 | 1550 |
|---|---|---|---|---|---|---|---|---|---|---|---|---|---|---|---|
| L | 496 | 596 | 696 | 796 | 896 | 996 | 1096 | 1196 | 1296 | 1396 | 1496 | 1596 | 1696 | 1796 | 1896 |
| KG | 9.8 | 10.7 | 11.6 | 12.5 | 13.4 | 14.3 | 15.2 | 16.1 | 17 | 17.9 | 18.8 | 19.7 | 20.6 | 21.5 | 22.4 |

| 有效行程 Stroke | 1650 | 1750 | 1850 | 1950 | 2050 | 2150 | 2250 | 2350 | 2450 | 2550 | 2650 | 2750 | 2850 | 2950 | 3050 |
|---|---|---|---|---|---|---|---|---|---|---|---|---|---|---|---|
| L | 1996 | 2096 | 2196 | 2296 | 2396 | 2496 | 2596 | 2696 | 2796 | 2896 | 2996 | 3096 | 3196 | 3296 | 3396 |
| KG | 23.3 | 24.2 | 25.1 | 26 | 26.9 | 27.8 | 28.7 | 29.6 | 30.5 | 31.4 | 32.3 | 33.2 | 34.1 | 35 | 35.9 |

### DR 电机右侧 Motor right side

单位:Unit: mm

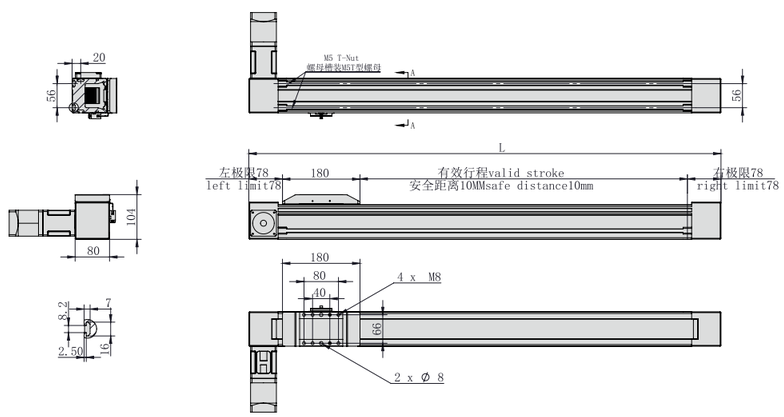


*不含电机和安装板重量 *Excluding motor and mounting plate weight

| 有效行程 Stroke | 150 | 250 | 350 | 450 | 550 | 650 | 750 | 850 | 950 | 1050 | 1150 | 1250 | 1350 | 1450 | 1550 |
|---|---|---|---|---|---|---|---|---|---|---|---|---|---|---|---|
| L | 496 | 596 | 696 | 796 | 896 | 996 | 1096 | 1196 | 1296 | 1396 | 1496 | 1596 | 1696 | 1796 | 1896 |
| KG | 9.8 | 10.7 | 11.6 | 12.5 | 13.4 | 14.3 | 15.2 | 16.1 | 17 | 17.9 | 18.8 | 19.7 | 20.6 | 21.5 | 22.4 |

| 有效行程 Stroke | 1650 | 1750 | 1850 | 1950 | 2050 | 2150 | 2250 | 2350 | 2450 | 2550 | 2650 | 2750 | 2850 | 2950 | 3050 |
|---|---|---|---|---|---|---|---|---|---|---|---|---|---|---|---|
| L | 1996 | 2096 | 2196 | 2296 | 2396 | 2496 | 2596 | 2696 | 2796 | 2896 | 2996 | 3096 | 3196 | 3296 | 3396 |
| KG | 23.3 | 24.2 | 25.1 | 26 | 26.9 | 27.8 | 28.7 | 29.6 | 30.5 | 31.4 | 32.3 | 33.2 | 34.1 | 35 | 35.9 |

## OCB80S-FZ 辅助导轨
OCB80S-FZ Auxiliary guide rail

### DL 电机左侧 Motor left side

单位:Unit: mm

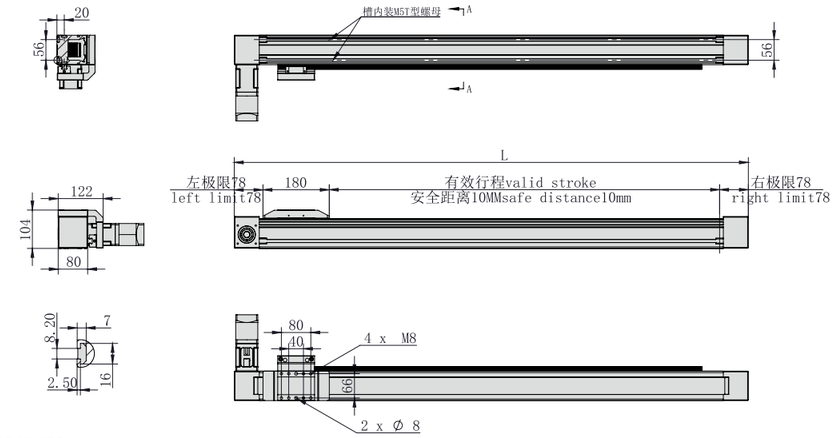


*不含电机和安装板重量 *Excluding motor and mounting plate weight

| 有效行程 Stroke | 150 | 250 | 350 | 450 | 550 | 650 | 750 | 850 | 950 | 1050 | 1150 | 1250 | 1350 | 1450 | 1550 |
|---|---|---|---|---|---|---|---|---|---|---|---|---|---|---|---|
| L | 596 | 696 | 796 | 896 | 996 | 1096 | 1196 | 1296 | 1396 | 1496 | 1596 | 1696 | 1796 | 1896 | 1996 |
| KG | 10.8 | 11.9 | 13 | 14.1 | 15.2 | 16.3 | 17.4 | 18.5 | 19.6 | 20.7 | 21.8 | 22.9 | 24 | 25.1 | 26.2 |

| 有效行程 Stroke | 1650 | 1750 | 1850 | 1950 | 2050 | 2150 | 2250 | 2350 | 2450 | 2550 | 2650 | 2750 | 2850 | 2950 | 3050 |
|---|---|---|---|---|---|---|---|---|---|---|---|---|---|---|---|
| L | 2096 | 2196 | 2296 | 2396 | 2496 | 2596 | 2696 | 2796 | 2896 | 2996 | 3096 | 3196 | 3296 | 3396 | 3496 |
| KG | 27.3 | 28.4 | 29.5 | 30.6 | 31.7 | 32.8 | 33.9 | 35 | 36.1 | 37.2 | 38.3 | 39.4 | 40.5 | 41.6 | 42.7 |

### DR 电机右侧 Motor right side

单位:Unit: mm

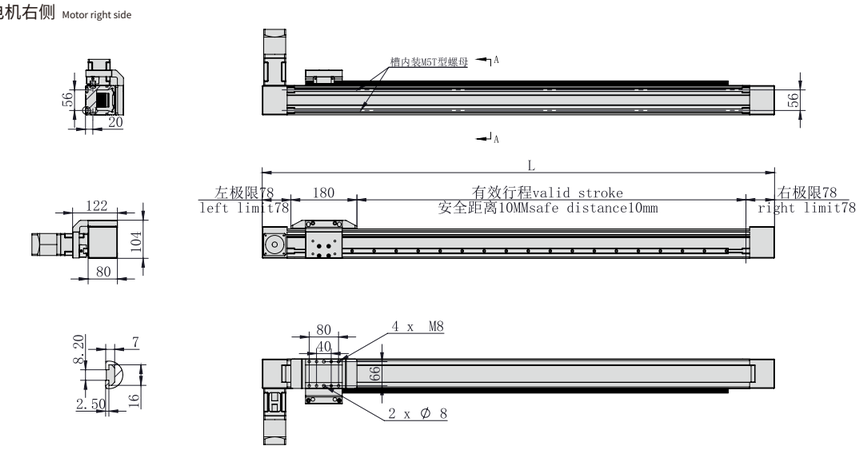


*不含电机和安装板重量 *Excluding motor and mounting plate weight

| 有效行程 Stroke | 150 | 250 | 350 | 450 | 550 | 650 | 750 | 850 | 950 | 1050 | 1150 | 1250 | 1350 | 1450 | 1550 |
|---|---|---|---|---|---|---|---|---|---|---|---|---|---|---|---|
| L | 596 | 696 | 796 | 896 | 996 | 1096 | 1196 | 1296 | 1396 | 1496 | 1596 | 1696 | 1796 | 1896 | 1996 |
| KG | 10.8 | 11.9 | 13 | 14.1 | 15.2 | 16.3 | 17.4 | 18.5 | 19.6 | 20.7 | 21.8 | 22.9 | 24 | 25.1 | 26.2 |

| 有效行程 Stroke | 1650 | 1750 | 1850 | 1950 | 2050 | 2150 | 2250 | 2350 | 2450 | 2550 | 2650 | 2750 | 2850 | 2950 | 3050 |
|---|---|---|---|---|---|---|---|---|---|---|---|---|---|---|---|
| L | 2096 | 2196 | 2296 | 2396 | 2496 | 2596 | 2696 | 2796 | 2896 | 2996 | 3096 | 3196 | 3296 | 3396 | 3496 |
| KG | 27.3 | 28.4 | 29.5 | 30.6 | 31.7 | 32.8 | 33.9 | 35 | 36.1 | 37.2 | 38.3 | 39.4 | 40.5 | 41.6 | 42.7 |

# 全封闭皮带模组 Full-Sealing Belt Driven Linear Actuator

# OCB100

玖钧传动 Motion Control




此图仅供参考，出货规格详见尺寸图面
This picture for reference only, specs details according with the drawing.

| 最大行程 Max Stroke | 最高速度 Max Speed | 马达容量 Motor Output | 皮带宽度 Belt Width | 直线滑轨 Linear Guide |
|---|---|---|---|---|
| 3050mm | 9600mm/s | 750W | 50mm | 30X23-1支 |

## 型号表达方式 Ordering method

**TPA-OCB-100-192-L3050-DL-Y-P75B-N3-F**

- 品牌名称 Brand
- H 日规模组 Ball Screw Linear Module
- O 欧规模组 Belt Linear Module
- E 电动缸 Electric Cylinder
- L 直线电机 Linear Motor
- K 钢基模组 Steel Linear Module
- G 内嵌式模组 Built-in Rail Type
- D 简易模组 Splinde Linear Unit
- M 直驱旋转电机 Rotary Motor
- N 半封闭 Semi Seal
- C 全封闭 Full Seal
- 皮带 Belt
- 本体宽度 Body Width: 60, 80, 100, 120, 140
- 导程 Lead: 192mm
- 行程 Stroke: 150-3050mm (间隔100mm) Gap 100mm
- 电机方向 Motor direction
  - DL 电机左侧 DL Motor left side
  - DR 电机右侧 DR Motor right side
  - MR 电机外置右折 MR Motor external right side
  - ML 电机外置左折 ML Motor external left side
  - LP 电机外置左侧下方 LP Motor external lower left
  - LU 电机外置左侧上方 LU Motor external upper left
  - RP 电机外置右侧下方 RP Motor external lower right
  - RU 电机外置右侧上方 RU Motor external upper right
- Y: 螺纹孔 Y: threaded hole; G: 沉头孔 G: countersunk hole
- 电机品牌 Motor brand
  - P 松下 Panasonic
  - M 三菱 Mitsubishi
  - Y 安川 Yaskawa
  - H 禾川 HCFA
  - T 台达 Delta
  - J 减速机 Reducer
- 电机功率 Motor power: 20: 200W, 40: 400W, 75: 750W, 1K: 1000W
- 刹车 Brake
- 光电类型 Photoelectric Mode: N: NPN, P: PNP
- 数量 Quantity: 1PCS, 2PCS, 3PCS, 无标记:无 None
- F:客制/特殊加工 F:Custom/special processing; FZ:辅助导轨 FZ:Auxiliary guide rail

## 产品性能参数如下 Product performance parameters are as follows

| | | | | | | | | |
|---|---|---|---|---|---|---|---|---|
| 规格 Spec | 重复定位精度(mm) Repeated positioning accuracy (mm) | | ±0.05 | | | | | |
| | 马达转速 (mm) Rated Speed (rpm/min) | | 500 | 1000 | 1050 | 2000 | 2500 | 3000 |
| | 最高速度 (mm/s) ※1 Maximum speed (mm/s) | | 1600 | 3200 | 4800 | 6400 | 8000 | 9600 |
| | 最大可搬重量 Maximum Payload | 水平使用 (kg) Horizontal (kg) | 33 | 26 | 20 | 12 | 5 | 2 |
| | 导程 (mm) lead (mm) | | 192 | | | | | |
| | 定格推力 (N) Rated thrust (N) | | 63 | | | | | |
| | 标准行程 (mm) Stroke pitch (mm) | | 150~3050mm/100 间隔 100 mm Pitch | | | | | |
| 部品 Parts | AC伺服马达容量 (W) AC servo motor output (w) | | 750 | | | | | |
| | 皮带宽度 (mm) Belt Width (mm) | | 50 | | | | | |
| | 高刚性直线滑轨 (mm) High rigidity linear guide (mm) | | 30X23 | | | | | |
| | 原点感应器 Home sensor | 外挂 Outside | 672(NPN) | | | | | |

※1 马达加减速设定0.4秒。
※1 Acceleration and deacceleration value is set 0.4 second.

## 速度-荷重曲线图 Acceleration-payload relationship

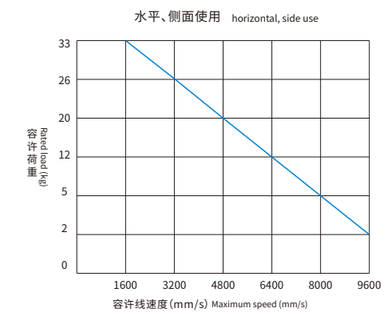


*以上使用条件请参考下方力矩表(最大值不可同时存在)。
*Please refer to the moment diagram below.(Do not reach all maximum value at same time.)

## 容许负载力矩表 N.m Allowable overhang

| 各行程M5后装螺帽数量 M5 nuts Qty.(by stroke) | | | | | |
|---|---|---|---|---|---|
| 有效行程 Stroke | 150~950 | 150~1450 | 150~1950 | 2050~2450 | 2550~3050 |
| 数量 Quantity | 6 | 8 | 10 | 12 | 14 |

※滑台标准固定方式为下锁式，使用M5后装螺帽固定。
※Standard mounting method is fix from the bottom, using the M5 bolt and nut.

## 安装示意图 Installation diagram

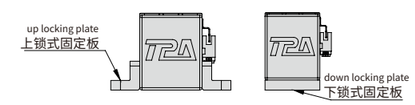


※上锁式固定板非标准品，若有需求请另外追加选购。
※Top fixing plate is optional.

## 容许负载力矩表 N.m Allowable overhang

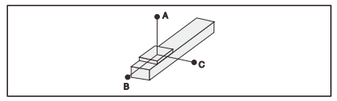


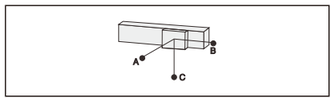


(单位Unit:mm)

| 水平安装 Horizontal installation | | 线速度 Speed Maximum | A | B | C |
|---|---|---|---|---|---|
| 导程 192 Lead | 2kg | 9600mm/s | – | – | – |
| | 5kg | 8000mm/s | – | – | – |
| | 12kg | 6400mm/s | – | – | – |
| | 20kg | 4800mm/s | – | – | – |
| | 26kg | 3200mm/s | 200 | 45 | 50 |
| | 33kg | 1600mm/s | 120 | 30 | 40 |

(单位Unit:mm)

| 侧面安装 Horizontal installation | | 线速度 Speed Maximum | A | B | C |
|---|---|---|---|---|---|
| 导程 192 Lead | 2kg | 9600mm/s | – | – | – |
| | 5kg | 8000mm/s | – | – | – |
| | 12kg | 6400mm/s | – | – | – |
| | 20kg | 4800mm/s | – | – | – |
| | 26kg | 3200mm/s | 50 | 45 | 200 |
| | 33kg | 1600mm/s | 40 | 30 | 120 |

## 静态容许负载惯量 Static loading moment

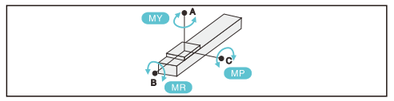


(单位Unit:N.m)

| | |
|---|---|
| MY | 63 |
| MP | 63 |
| MR | 25 |

*力矩表所表示的数据,代表重心。
The torque value in the chart indicate the center of gravity.
*符合型录规范的正常试用下,保证寿命为10000公里。
Operation life is 10,000km when the product is using under the specified conditions.
*倒吊使用无法套用标准规范,如有需求请咨询我司业务。
The standard specification cannot be applied to the use of inverted crane.
Please consult our business if necessary.

## 搭配伺服马达一览表 Suitable motor brand

| 品牌 Brand | 马达记号 Mark | 刹车有无 Brake | 马达容量 Motor capacity | 电源电压 AC-Voltage | 伺服马达型号 Servo motor model | 驱动器型号 Driver Model |
|---|---|---|---|---|---|---|
| 三菱 Mitsubishi | M | 无刹车(水平式样) No brake (horizontal type) | 750 | 220 | HG-KR73 | MR-J4-70A |
| 松下 Panasonic | P | 无刹车(水平式样) No brake (horizontal type) | 750 | 220 | MHMD082G1U | MBDHT3520 |
| 台达 Delta | T | 无刹车(水平式样) No brake (horizontal type) | 750 | 220 | ECMA-C20807ES | ASD-B20721-B |

## 电机左侧/电机右侧
Motor left side / Motor right side

### DL 电机左侧 Motor left side

单位:Unit: mm

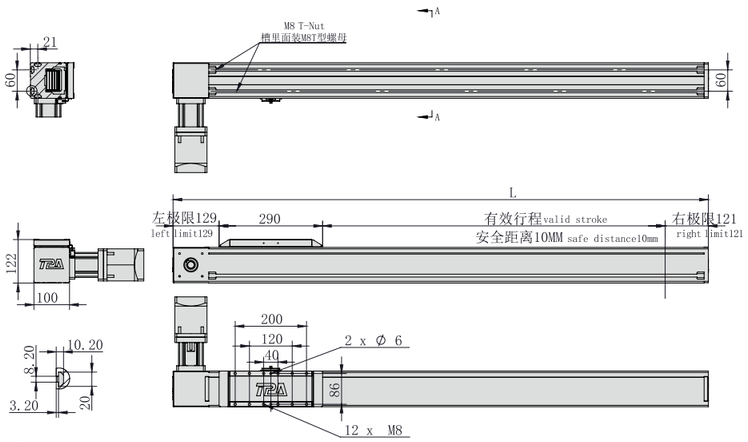


*不含电机和安装板重量 *Excluding motor and mounting plate weight

| 有效行程 Stroke | 150 | 250 | 350 | 450 | 550 | 650 | 750 | 850 | 950 | 1050 | 1150 | 1250 | 1350 | 1450 | 1550 |
|---|---|---|---|---|---|---|---|---|---|---|---|---|---|---|---|
| L | 700 | 800 | 900 | 1000 | 1100 | 1200 | 1300 | 1400 | 1500 | 1600 | 1700 | 1800 | 1900 | 2000 | 2100 |
| KG | 15.6 | 17.1 | 18.6 | 20.1 | 21.6 | 23.1 | 24.6 | 26.1 | 27.6 | 29.1 | 30.6 | 32.1 | 33.6 | 35.1 | 36.6 |

| 有效行程 Stroke | 1650 | 1750 | 1850 | 1950 | 2050 | 2150 | 2250 | 2350 | 2450 | 2550 | 2650 | 2750 | 2850 | 2950 | 3050 |
|---|---|---|---|---|---|---|---|---|---|---|---|---|---|---|---|
| L | 2200 | 2300 | 2400 | 2500 | 2600 | 2700 | 2800 | 2900 | 3000 | 3100 | 3200 | 3300 | 3400 | 3500 | 3600 |
| KG | 38.1 | 39.6 | 41.1 | 42.6 | 44.1 | 45.6 | 47.1 | 48.6 | 50.1 | 51.6 | 53.1 | 54.6 | 56.1 | 57.6 | 59.1 |

### DR 电机右侧 Motor right side

单位:Unit: mm

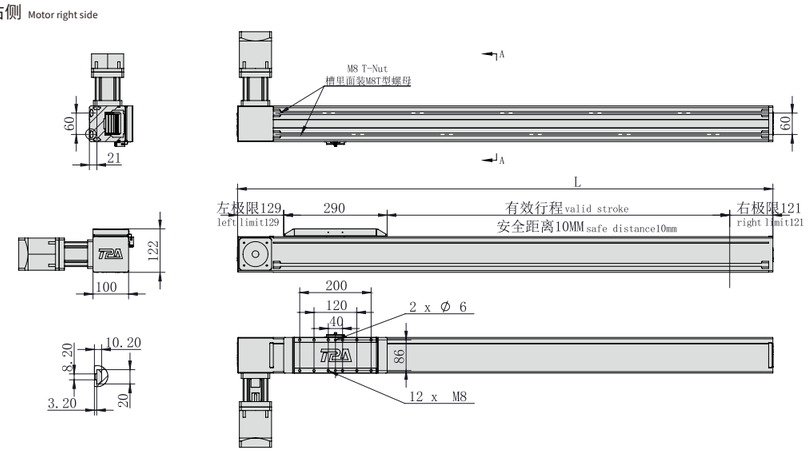


*不含电机和安装板重量 *Excluding motor and mounting plate weight

| 有效行程 Stroke | 150 | 250 | 350 | 450 | 550 | 650 | 750 | 850 | 950 | 1050 | 1150 | 1250 | 1350 | 1450 | 1550 |
|---|---|---|---|---|---|---|---|---|---|---|---|---|---|---|---|
| L | 700 | 800 | 900 | 1000 | 1100 | 1200 | 1300 | 1400 | 1500 | 1600 | 1700 | 1800 | 1900 | 2000 | 2100 |
| KG | 15.6 | 17.1 | 18.6 | 20.1 | 21.6 | 23.1 | 24.6 | 26.1 | 27.6 | 29.1 | 30.6 | 32.1 | 33.6 | 35.1 | 36.6 |

| 有效行程 Stroke | 1650 | 1750 | 1850 | 1950 | 2050 | 2150 | 2250 | 2350 | 2450 | 2550 | 2650 | 2750 | 2850 | 2950 | 3050 |
|---|---|---|---|---|---|---|---|---|---|---|---|---|---|---|---|
| L | 2200 | 2300 | 2400 | 2500 | 2600 | 2700 | 2800 | 2900 | 3000 | 3100 | 3200 | 3300 | 3400 | 3500 | 3600 |
| KG | 38.1 | 39.6 | 41.1 | 42.6 | 44.1 | 45.6 | 47.1 | 48.6 | 50.1 | 51.6 | 53.1 | 54.6 | 56.1 | 57.6 | 59.1 |

## OCB100-FZ 辅助导轨
OCB100-FZ Auxiliary guide rail

### DL 电机左侧 Motor left side

单位:Unit: mm

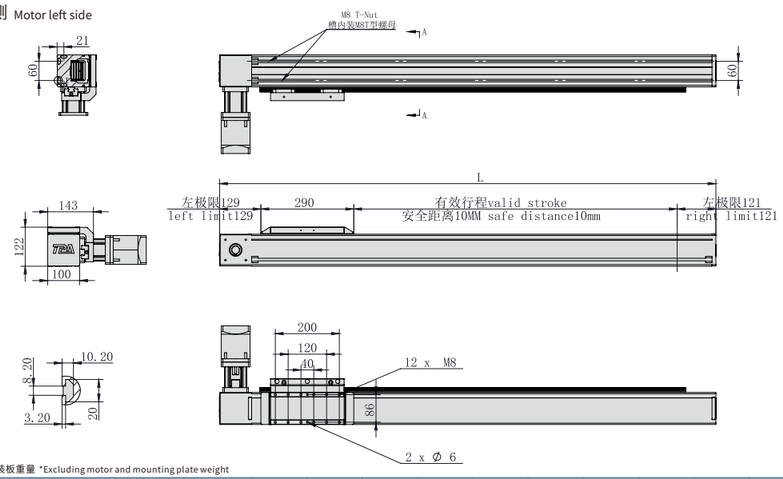


*不含电机和安装板重量 *Excluding motor and mounting plate weight

| 有效行程 Stroke | 150 | 250 | 350 | 450 | 550 | 650 | 750 | 850 | 950 | 1050 | 1150 | 1250 | 1350 | 1450 | 1550 |
|---|---|---|---|---|---|---|---|---|---|---|---|---|---|---|---|
| L | 700 | 800 | 900 | 1000 | 1100 | 1200 | 1300 | 1400 | 1500 | 1600 | 1700 | 1800 | 1900 | 2000 | 2100 |
| KG | 18.1 | 19.7 | 21.3 | 22.9 | 24.5 | 26.1 | 27.7 | 29.3 | 30.9 | 32.5 | 34.1 | 35.7 | 37.3 | 38.9 | 40.5 |

| 有效行程 Stroke | 1650 | 1750 | 1850 | 1950 | 2050 | 2150 | 2250 | 2350 | 2450 | 2550 | 2650 | 2750 | 2850 | 2950 | 3050 |
|---|---|---|---|---|---|---|---|---|---|---|---|---|---|---|---|
| L | 2200 | 2300 | 2400 | 2500 | 2600 | 2700 | 2800 | 2900 | 3000 | 3100 | 3200 | 3300 | 3400 | 3500 | 3600 |
| KG | 42.1 | 43.7 | 45.3 | 46.9 | 48.5 | 50.1 | 51.7 | 53.3 | 54.9 | 56.5 | 58.1 | 59.7 | 61.3 | 62.9 | 64.5 |

### DR 电机右侧 Motor right side

单位:Unit: mm

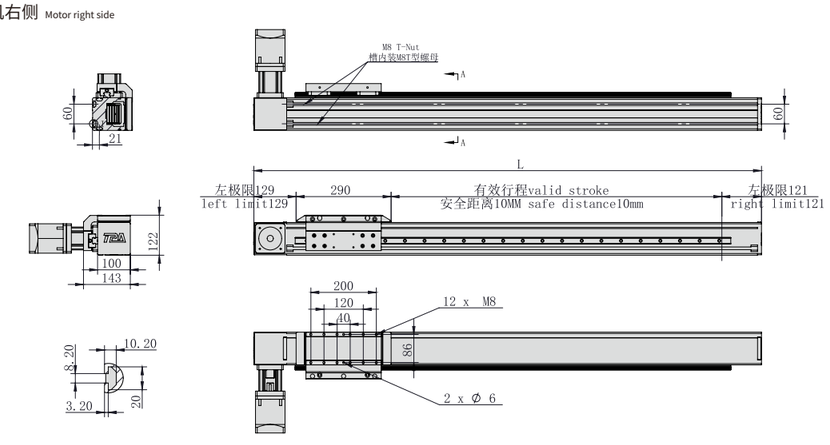


*不含电机和安装板重量 *Excluding motor and mounting plate weight

| 有效行程 Stroke | 150 | 250 | 350 | 450 | 550 | 650 | 750 | 850 | 950 | 1050 | 1150 | 1250 | 1350 | 1450 | 1550 |
|---|---|---|---|---|---|---|---|---|---|---|---|---|---|---|---|
| L | 700 | 800 | 900 | 1000 | 1100 | 1200 | 1300 | 1400 | 1500 | 1600 | 1700 | 1800 | 1900 | 2000 | 2100 |
| KG | 18.1 | 19.7 | 21.3 | 22.9 | 24.5 | 26.1 | 27.7 | 29.3 | 30.9 | 32.5 | 34.1 | 35.7 | 37.3 | 38.9 | 40.5 |

| 有效行程 Stroke | 1650 | 1750 | 1850 | 1950 | 2050 | 2150 | 2250 | 2350 | 2450 | 2550 | 2650 | 2750 | 2850 | 2950 | 3050 |
|---|---|---|---|---|---|---|---|---|---|---|---|---|---|---|---|
| L | 2200 | 2300 | 2400 | 2500 | 2600 | 2700 | 2800 | 2900 | 3000 | 3100 | 3200 | 3300 | 3400 | 3500 | 3600 |
| KG | 42.1 | 43.7 | 45.3 | 46.9 | 48.5 | 50.1 | 51.7 | 53.3 | 54.9 | 56.5 | 58.1 | 59.7 | 61.3 | 62.9 | 64.5 |

# 全封闭皮带模组 Full-Sealing Belt Driven Linear Actuator

# OCB120

玖钧传动 Motion Control




此图仅供参考，出货规格详见尺寸图面
This picture for reference only, specs details according with the drawing.

| 最大行程 Max Stroke | 最高速度 Max Speed | 马达容量 Motor Output | 皮带宽度 Belt Width | 直线滑轨 Linear Guide |
|---|---|---|---|---|
| 4050mm | 5000mm/s | 750W | 50mm | 30X26-1支 |

## 型号表达方式 Ordering method

**TPA-OCB-120-224-L4050-DL-Y-P75B-N3-F**

- 品牌名称 Brand
- H 日规模组 Ball Screw Linear Module
- O 欧规模组 Belt Linear Module
- E 电动缸 Electric Cylinder
- L 直线电机 Linear Motor
- K 钢基模组 Steel Linear Module
- G 内嵌式模组 Built-in Rail Type
- D 简易模组 Splinde Linear Unit
- M 直驱旋转电机 Rotary Motor
- N 半封闭 Semi Seal
- C 全封闭 Full Seal
- 皮带 Belt
- 本体宽度 Body Width: 60 / 80 / 100 / 120 / 140
- 导程 Lead: 224mm
- 行程 Stroke: 150-4050mm (间隔100mm) Gap 100mm
- 电机方向 Motor direction
  - DL 电机左侧 DL Motor left side
  - DR 电机右侧 DR Motor right side
  - MR 电机外置右折 MR Motor external right side
  - ML 电机外置左折 ML Motor external left side
  - LP 电机外置左侧下方 LP Motor external lower left
  - LU 电机外置左侧上方 LU Motor external upper left
  - RP 电机外置右侧下方 RP Motor external lower right
  - RU 电机外置右侧上方 RU Motor external upper right
- Y：螺纹孔 Y: threaded hole
- G：沉头孔 G: countersunk hole
- 电机品牌 Motor brand
  - P 松下 Panasonic
  - M 三菱 Mitsubishi
  - Y 安川 Yaskawa
  - H 禾川 HCFA
  - T 台达 Delta
  - J 减速机 Reducer
- 电机功率 Motor power
  - 20：200W
  - 40：400W
  - 75：750W
  - 1K：1000W
  - 60/90(减速机) Reducer
- 光电类型 Photoelectric Mode
  - N：NPN
  - P：PNP
- 刹车 Brake
- 数量 Quantity
  - 1PCS
  - 2PCS
  - 3PCS
  - 无标记：无 None
- F:客制/特殊加工 F:Custom/special processing
- FZ:辅助导轨 FZ:Auxiliary guide rail

## 产品性能参数如下 Product performance parameters are as follows

| | | | | | | | | |
|---|---|---|---|---|---|---|---|---|
| 规格 Spec | 重复定位精度(mm) Repeated positioning accuracy (mm) | | ±0.05 | | | | | |
| | 马达转速 (mm) Rated Speed (rpm/min) | | 500 | 1000 | 1500 | 2000 | 2500 | 3000 |
| | 最高速度 (mm/s)※1 Maximum speed (mm/s) | | 1870 | 3700 | 5600 | 7470 | 9300 | 11200 |
| | 最大可搬重量 Maximum Payload | 水平使用 (kg) Horizontal (kg) | 38 | 22 | 12 | 8 | 4 | 2 |
| | 导程 (mm) lead (mm) | | 224 | | | | | |
| | 定格推力 (N) Rated thrust (N) | | 55 | | | | | |
| | 标准行程 (mm) Stroke pitch (mm) | | 150~4050mm/100 间隔 100 mm Pitch | | | | | |
| 部品 Parts | AC伺服马达容量 (W) AC servo motor output (w) | | 750 | | | | | |
| | 皮带宽度 (mm) Belt Width (mm) | | 50 | | | | | |
| | 高刚性直线滑轨 (mm) High rigidity linear guide (mm) | | 30X26 | | | | | |
| | 原点感应器 Home sensor | 外挂 Outside | 672(NPN) | | | | | |

※1 马达加减速设定0.4秒。
※1 Acceleration and deacceleration value is set 0.4 second.

## 速度-荷重曲线图 Acceleration-payload relationship

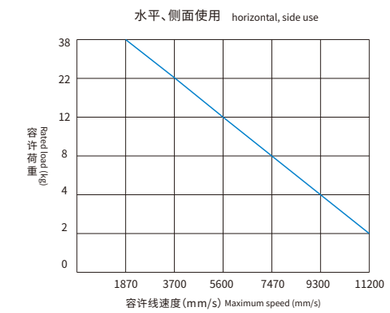


*以上使用条件请参考下方力矩表(最大值不可同时存在)。
*Please refer to the moment diagram below.(Do not reach all maximum value at same time.)

## 容许负载力矩表 N.m Allowable overhang

| 各行程M5后装螺帽数量 M5 nuts Qty.(by stroke) | | | | | |
|---|---|---|---|---|---|
| 有效行程 Stroke | 150~950 | 150~1450 | 150~1950 | 2050~2450 | 2550~4050 |
| 数量 Quantity | 6 | 8 | 10 | 12 | 20 |

※滑台标准固定方式为下锁式，使用M5后装螺帽固定。
※Standard mounting method is fix from the bottom, using the M5 bolt and nut.

## 安装示意图 Installation diagram

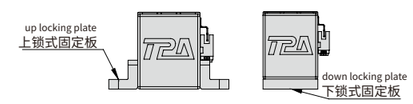


※上锁式固定板非标准品，若有需求请另外追加选购。
※Top fixing plate is optional.

## 容许负载力矩表 N.m Allowable overhang

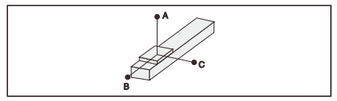


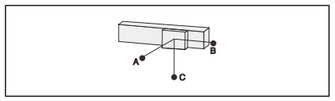


(单位Unit:mm)

| 水平安装 Horizontal installation | | 线速度 Speed Maximum | A | B | C |
|---|---|---|---|---|---|
| 导程 224 Lead | 2kg | 11200mm/s | – | – | – |
| | 4kg | 9300mm/s | – | – | – |
| | 8kg | 7470mm/s | – | – | – |
| | 12kg | 5600mm/s | – | – | – |
| | 22kg | 3700mm/s | 240 | 80 | 20 |
| | 38kg | 1870mm/s | 200 | 60 | 10 |

(单位Unit:mm)

| 侧面安装 Horizontal installation | | 线速度 Speed Maximum | A | B | C |
|---|---|---|---|---|---|
| 导程 224 Lead | 2kg | 11200mm/s | – | – | – |
| | 4kg | 9300mm/s | – | – | – |
| | 8kg | 7470mm/s | – | – | – |
| | 12kg | 5600mm/s | – | – | – |
| | 22kg | 3700mm/s | 20 | 80 | 240 |
| | 38kg | 1870mm/s | 10 | 60 | 200 |

## 静态容许负载惯量 Static loading moment

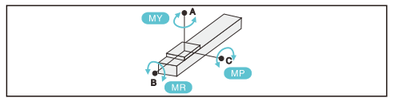


(单位Unit:N.m)

| | |
|---|---|
| MY | 55 |
| MP | 55 |
| MR | 30 |

*力矩表所表示的数据,代表重心。
The torque value in the chart indicate the center of gravity.
*符合型录规范的正常试用下,保证寿命为10000公里。
Operation life is 10,000km when the product is using under the specified conditions.
*倒吊使用无法套用标准规范,如有需求请咨询我司业务。
The standard specification cannot be applied to the use of inverted crane.
Please consult our business if necessary.

## 搭配伺服马达一览表 Suitable motor brand

| 品牌 Brand | 马达记号 Mark | 刹车有无 Brake | 马达容量 Motor capacity | 电源电压 AC-Voltage | 伺服马达型号 Servo motor model | 驱动器型号 Driver Model |
|---|---|---|---|---|---|---|
| 三菱 Mitsubishi | M | 无刹车(水平式样) No brake (horizontal type) | 750 | 220 | HG-KR73 | MR-J4-70A |
| 松下 Panasonic | P | 无刹车(水平式样) No brake (horizontal type) | 750 | 220 | MHMD082G1U | MBDHT3520 |
| 台达 Delta | T | 无刹车(水平式样) No brake (horizontal type) | 750 | 220 | ECMA-C20807ES | ASD-B20721-B |

## 电机左侧/电机右侧
Motor left side / Motor right side

### DL 电机左侧 Motor left side

单位:Unit: mm

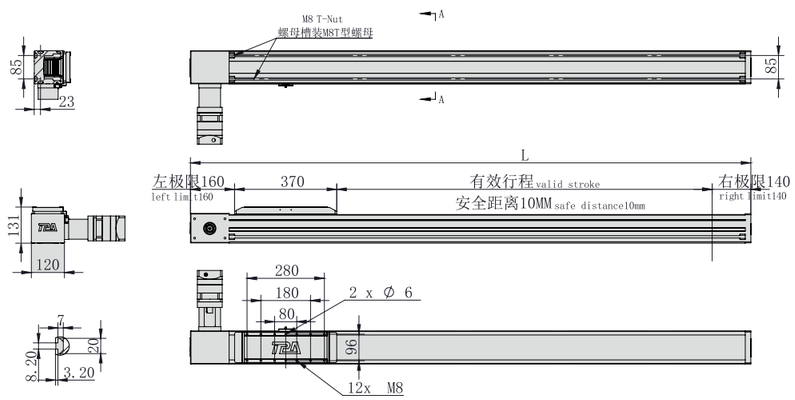


*不含电机和安装板重量 *Excluding motor and mounting plate weight

| 有效行程 Stroke | 150 | 250 | 350 | 450 | 550 | 650 | 750 | 850 | 950 | 1050 | 1150 | 1250 | 1350 | 1450 | 1550 | 1650 | 1750 | 1850 | 1950 | 2050 |
|---|---|---|---|---|---|---|---|---|---|---|---|---|---|---|---|---|---|---|---|---|
| L | 830 | 930 | 1030 | 1130 | 1230 | 1330 | 1430 | 1530 | 1630 | 1730 | 1830 | 1930 | 2030 | 2130 | 2230 | 2330 | 2430 | 2530 | 2630 | 2730 |
| KG | 20.9 | 22.5 | 24.1 | 25.7 | 27.3 | 28.9 | 30.5 | 32.1 | 33.7 | 35.3 | 36.9 | 38.5 | 40.1 | 41.7 | 43.3 | 44.9 | 46.5 | 48.1 | 49.7 | 51.3 |

| 有效行程 Stroke | 2150 | 2250 | 2350 | 2450 | 2550 | 2650 | 2750 | 2850 | 2950 | 3050 | 3150 | 3250 | 3350 | 3450 | 3550 | 3650 | 3750 | 3850 | 3950 | 4050 |
|---|---|---|---|---|---|---|---|---|---|---|---|---|---|---|---|---|---|---|---|---|
| L | 2830 | 2930 | 3030 | 3130 | 3230 | 3330 | 3430 | 3530 | 3630 | 3730 | 3830 | 3930 | 4030 | 4130 | 4230 | 4330 | 4430 | 4530 | 4630 | 4730 |
| KG | 52.9 | 54.5 | 56.1 | 57.7 | 59.3 | 60.9 | 62.5 | 64.1 | 65.7 | 67.3 | 68.9 | 70.5 | 72.1 | 73.7 | 75.3 | 76.9 | 78.5 | 80.1 | 81.7 | 83.3 |

### DR 电机右侧 Motor right side

单位:Unit: mm

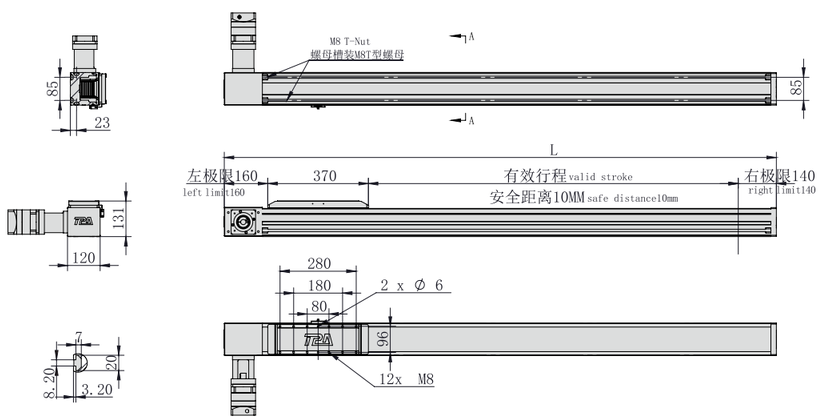


*不含电机和安装板重量 *Excluding motor and mounting plate weight

| 有效行程 Stroke | 150 | 250 | 350 | 450 | 550 | 650 | 750 | 850 | 950 | 1050 | 1150 | 1250 | 1350 | 1450 | 1550 | 1650 | 1750 | 1850 | 1950 | 2050 |
|---|---|---|---|---|---|---|---|---|---|---|---|---|---|---|---|---|---|---|---|---|
| L | 830 | 930 | 1030 | 1130 | 1230 | 1330 | 1430 | 1530 | 1630 | 1730 | 1830 | 1930 | 2030 | 2130 | 2230 | 2330 | 2430 | 2530 | 2630 | 2730 |
| KG | 20.9 | 22.5 | 24.1 | 25.7 | 27.3 | 28.9 | 30.5 | 32.1 | 33.7 | 35.3 | 36.9 | 38.5 | 40.1 | 41.7 | 43.3 | 44.9 | 46.5 | 48.1 | 49.7 | 51.3 |

| 有效行程 Stroke | 2150 | 2250 | 2350 | 2450 | 2550 | 2650 | 2750 | 2850 | 2950 | 3050 | 3150 | 3250 | 3350 | 3450 | 3550 | 3650 | 3750 | 3850 | 3950 | 4050 |
|---|---|---|---|---|---|---|---|---|---|---|---|---|---|---|---|---|---|---|---|---|
| L | 2830 | 2930 | 3030 | 3130 | 3230 | 3330 | 3430 | 3530 | 3630 | 3730 | 3830 | 3930 | 4030 | 4130 | 4230 | 4330 | 4430 | 4530 | 4630 | 4730 |
| KG | 52.9 | 54.5 | 56.1 | 57.7 | 59.3 | 60.9 | 62.5 | 64.1 | 65.7 | 67.3 | 68.9 | 70.5 | 72.1 | 73.7 | 75.3 | 76.9 | 78.5 | 80.1 | 81.7 | 83.3 |

## OCB120-FZ 辅助导轨
OCB120-FZ Auxiliary guide rail



### DL 电机左侧 Motor left side

单位:Unit: mm

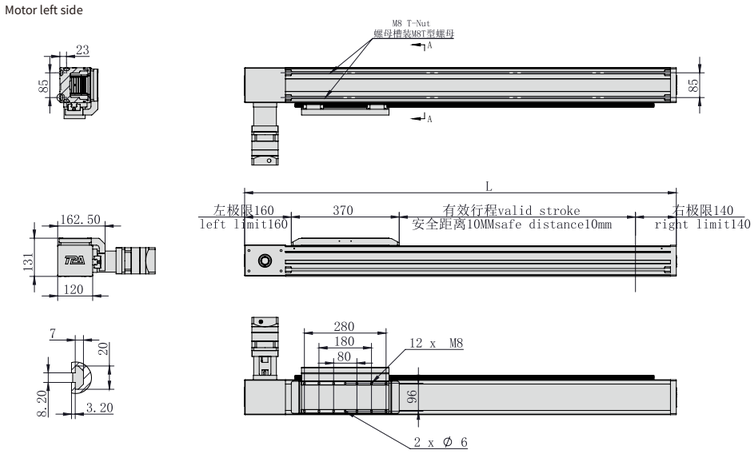


*不含电机和安装板重量 *Excluding motor and mounting plate weight

| 有效行程 Stroke | 150 | 250 | 350 | 450 | 550 | 650 | 750 | 850 | 950 | 1050 | 1150 | 1250 | 1350 | 1450 | 1550 | 1650 | 1750 | 1850 | 1950 | 2050 |
|---|---|---|---|---|---|---|---|---|---|---|---|---|---|---|---|---|---|---|---|---|
| L | 830 | 930 | 1030 | 1130 | 1230 | 1330 | 1430 | 1530 | 1630 | 1730 | 1830 | 1930 | 2030 | 2130 | 2230 | 2330 | 2430 | 2530 | 2630 | 2730 |
| KG | 24.1 | 25.8 | 27.5 | 29.2 | 30.9 | 32.6 | 34.3 | 36 | 37.7 | 39.4 | 41.1 | 42.8 | 44.5 | 46.2 | 47.9 | 49.6 | 51.3 | 53 | 54.7 | 56.4 |

| 有效行程 Stroke | 2150 | 2250 | 2350 | 2450 | 2550 | 2650 | 2750 | 2850 | 2950 | 3050 | 3150 | 3250 | 3350 | 3450 | 3550 | 3650 | 3750 | 3850 | 3950 | 4050 |
|---|---|---|---|---|---|---|---|---|---|---|---|---|---|---|---|---|---|---|---|---|
| L | 2830 | 2930 | 3030 | 3130 | 3230 | 3330 | 3430 | 3530 | 3630 | 3730 | 3830 | 3930 | 4030 | 4130 | 4230 | 4330 | 4430 | 4530 | 4630 | 4730 |
| KG | 58.1 | 59.8 | 61.5 | 63.2 | 64.9 | 66.6 | 68.3 | 70 | 71.7 | 73.4 | 75.1 | 76.8 | 78.5 | 80.2 | 81.9 | 83.6 | 85.3 | 87 | 88.7 | 90.4 |

### DR 电机右侧 Motor right side

单位:Unit: mm

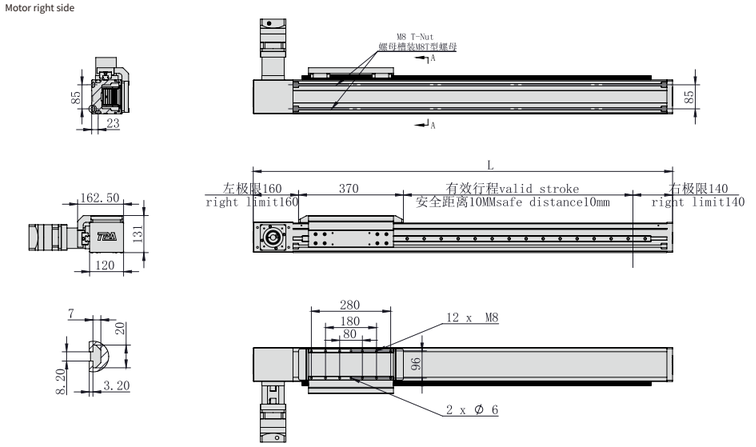


*不含电机和安装板重量 *Excluding motor and mounting plate weight

| 有效行程 Stroke | 150 | 250 | 350 | 450 | 550 | 650 | 750 | 850 | 950 | 1050 | 1150 | 1250 | 1350 | 1450 | 1550 | 1650 | 1750 | 1850 | 1950 | 2050 |
|---|---|---|---|---|---|---|---|---|---|---|---|---|---|---|---|---|---|---|---|---|
| L | 830 | 930 | 1030 | 1130 | 1230 | 1330 | 1430 | 1530 | 1630 | 1730 | 1830 | 1930 | 2030 | 2130 | 2230 | 2330 | 2430 | 2530 | 2630 | 2730 |
| KG | 24.1 | 25.8 | 27.5 | 29.2 | 30.9 | 32.6 | 34.3 | 36 | 37.7 | 39.4 | 41.1 | 42.8 | 44.5 | 46.2 | 47.9 | 49.6 | 51.3 | 53 | 54.7 | 56.4 |

| 有效行程 Stroke | 2150 | 2250 | 2350 | 2450 | 2550 | 2650 | 2750 | 2850 | 2950 | 3050 | 3150 | 3250 | 3350 | 3450 | 3550 | 3650 | 3750 | 3850 | 3950 | 4050 |
|---|---|---|---|---|---|---|---|---|---|---|---|---|---|---|---|---|---|---|---|---|
| L | 2830 | 2930 | 3030 | 3130 | 3230 | 3330 | 3430 | 3530 | 3630 | 3730 | 3830 | 3930 | 4030 | 4130 | 4230 | 4330 | 4430 | 4530 | 4630 | 4730 |
| KG | 58.1 | 59.8 | 61.5 | 63.2 | 64.9 | 66.6 | 68.3 | 70 | 71.7 | 73.4 | 75.1 | 76.8 | 78.5 | 80.2 | 81.9 | 83.6 | 85.3 | 87 | 88.7 | 90.4 |

# 全封闭皮带模组 Full-Sealing Belt Driven Linear Actuator

# OCB140

玖钧传动 Motion Control






此图仅供参考，出货规格详见尺寸图面
This picture for reference only, specs details according with the drawing.

| 最大行程 Max Stroke | 最高速度 Max Speed | 马达容量 Motor Output | 皮带宽度 Belt Width | 直线滑轨 Linear Guide |
|---|---|---|---|---|
| 5050mm | 5000mm/s | 750W | 60mm | 35X29-1支 |

## 型号表达方式 Ordering method

**TPA-OCB-140-256-L5050-DL-Y-P75B-N3-F**

- 品牌名称 Brand
- H 日规模组 Ball Screw Linear Module
- O 欧规模组 Belt Linear Module
- E 电动缸 Electric Cylinder
- L 直线电机 Linear Motor
- K 钢基模组 Steel Linear Module
- G 内嵌式模组 Built-in Rail Type
- D 简易模组 Splinde Linear Unit
- M 直驱旋转电机 Rotary Motor
- N 半封闭 Semi Seal
- C 全封闭 Full Seal
- 皮带 Belt
- 本体宽度 Body Width: 60, 80, 100, 120, 140
- 导程 Lead: 256mm
- 行程 Stroke: 150-5050mm (间隔100mm) Gap 100mm
- 电机方向 Motor direction
  - DL 电机左侧 DL Motor left side
  - DR 电机右侧 DR Motor right side
  - MR 电机外置右折 MR Motor external right side
  - ML 电机外置左折 ML Motor external left side
  - LP 电机外置左侧下方 LP Motor external lower left
  - LU 电机外置左侧上方 LU Motor external upper left
  - RP 电机外置右侧下方 RP Motor external lower right
  - RU 电机外置右侧上方 RU Motor external upper right
- Y：螺纹孔 Y: threaded hole
- G：沉头孔 G: countersunk hole
- 电机品牌 Motor brand
  - P 松下 Panasonic
  - M 三菱 Mitsubishi
  - Y 安川 Yaskawa
  - H 禾川 HCFA
  - T 台达 Delta
  - J 减速机 Reducer
- 电机功率 Motor power
  - 20：200W
  - 40：400W
  - 75：750W
  - 1K：1000W
  - 60/90(减速机) Reducer
- 光电类型 Photoelectric Mode
  - N：NPN
  - P：PNP
- 刹车 Brake
- 数量 Quantity
  - 1PCS
  - 2PCS
  - 3PCS
  - 无标记：无 None
- F:客制/特殊加工 F:Custom/special processing
- FZ:辅助导轨 FZ:Auxiliary guide rail

## 产品性能参数如下 Product performance parameters are as follows

| | | | | | | | | |
|---|---|---|---|---|---|---|---|---|
| 规格 Spec | 重复定位精度(mm) Repeated positioning accuracy (mm) | | ±0.05 | | | | | |
| | 马达转速 (mm) Rated Speed (rpm/min) | | 500 | 1000 | 1050 | 2000 | 2500 | 3000 |
| | 最高速度 (mm/s) ※1 Maximum speed (mm/s) | | 2133 | 4270 | 6400 | 8530 | 10630 | 12800 |
| | 最大可搬重量 Maximum Payload | 水平使用 (kg) Horizontal (kg) | 45 | 35 | 15 | 10 | 6 | 2 |
| | 导程 (mm) lead (mm) | | 256 | | | | | |
| | 定格推力 (N) Rated thrust (N) | | 47 | | | | | |
| | 标准行程 (mm) Stroke pitch (mm) | | 150~5050mm/100 间隔 100 mm Pitch | | | | | |
| 部品 Parts | AC伺服马达容量 (W) AC servo motor output (w) | | 750 | | | | | |
| | 皮带宽度 (mm) Belt Width (mm) | | 60 | | | | | |
| | 高刚性直线滑轨 (mm) High rigidity linear guide (mm) | | 35X29 | | | | | |
| | 原点感应器 Home sensor | 外挂 Outside | 672(NPN) | | | | | |

※1 马达加减速设定0.4秒。
※1 Acceleration and deacceleration value is set 0.4 second.

## 速度-荷重曲线图 Acceleration-payload relationship

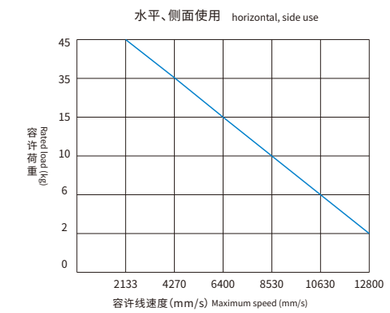


*以上使用条件请参考下方力矩表(最大值不可同时存在)。
*Please refer to the moment diagram below.(Do not reach all maximum value at same time.)

## 容许负载力矩表 N.m Allowable overhang

| 各行程M5后装螺帽数量 M5 nuts Qty.(by stroke) | | | | | |
|---|---|---|---|---|---|
| 有效行程 Stroke | 150~950 | 150~1450 | 150~1950 | 2050~2450 | 2550~5050 |
| 数量 Quantity | 6 | 8 | 10 | 12 | 30 |

※滑台标准固定方式为下锁式，使用M5后装螺帽固定。
※Standard mounting method is fix from the bottom, using the M5 bolt and nut.

## 安装示意图 Installation diagram

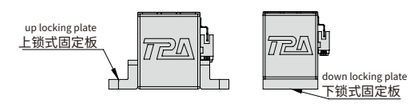


※上锁式固定板非标准品，若有需求请另外追加选购。
※Top fixing plate is optional.

## 容许负载力矩表 N.m Allowable overhang

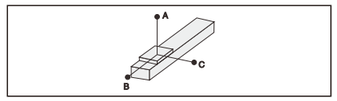


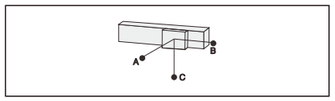


(单位Unit:mm)

| 水平安装 Horizontal installation | | 线速度 Speed Maximum | A | B | C |
|---|---|---|---|---|---|
| 导程 256 Lead | 2kg | 12800mm/s | – | – | – |
| | 6kg | 10630mm/s | – | – | – |
| | 10kg | 8530mm/s | – | – | – |
| | 15kg | 6400mm/s | – | – | – |
| | 35kg | 4270mm/s | – | – | – |
| | 45kg | 2133mm/s | 100 | 60 | 30 |

(单位Unit:mm)

| 侧面安装 Horizontal installation | | 线速度 Speed Maximum | A | B | C |
|---|---|---|---|---|---|
| 导程 256 Lead | 2kg | 12800mm/s | – | – | – |
| | 6kg | 10630mm/s | – | – | – |
| | 10kg | 8530mm/s | – | – | – |
| | 15kg | 6400mm/s | – | – | – |
| | 35kg | 4270mm/s | – | – | – |
| | 45kg | 2133mm/s | 30 | 60 | 100 |

## 静态容许负载惯量 Static loading moment

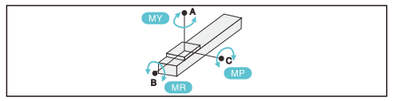


(单位Unit:N.m)

| | |
|---|---|
| MY | 47 |
| MP | 47 |
| MR | 20 |

*力矩表所表示的数据,代表重心。
The torque value in the chart indicate the center of gravity.
*符合型录规范的正常试用下,保证寿命为10000公里。
Operation life is 10,000km when the product is using under the specified conditions.
*倒吊使用无法套用标准规范,如有需求请咨询我司业务。
The standard specification cannot be applied to the use of inverted crane.
Please consult our business if necessary.

## 搭配伺服马达一览表 Suitable motor brand

| 品牌 Brand | 马达记号 Mark | 刹车有无 Brake | 马达容量 Motor capacity | 电源电压 AC-Voltage | 伺服马达型号 Servo motor model | 驱动器型号 Driver Model |
|---|---|---|---|---|---|---|
| 三菱 Mitsubishi | M | 无刹车(水平式样) No brake (horizontal type) | 750 | 220 | HG-KR73 | MR-J4-70A |
| 松下 Panasonic | P | 无刹车(水平式样) No brake (horizontal type) | 750 | 220 | MHMD082G1U | MBDHT3520 |
| 台达 Delta | T | 无刹车(水平式样) No brake (horizontal type) | 750 | 220 | ECMA-C20807ES | ASD-B20721-B |

## 电机左侧/电机右侧
Motor left side / Motor right side

### DL 电机左侧 Motor left side

单位:Unit: mm

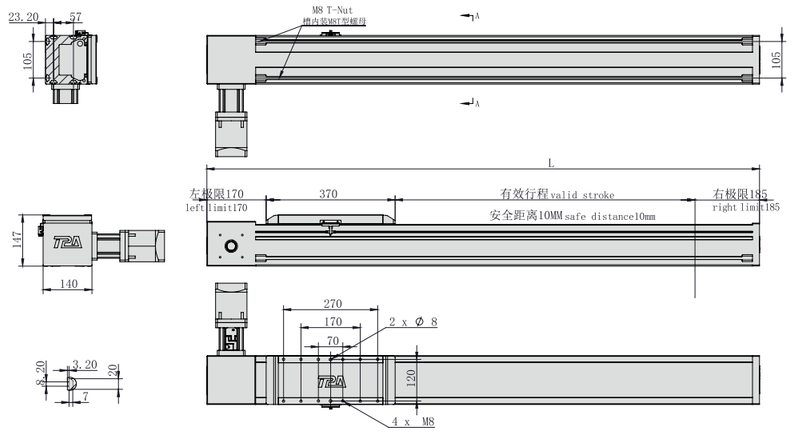


*不含电机和安装板重量 *Excluding motor and mounting plate weight

| 有效行程 Stroke | 150 | 250 | 350 | 450 | 550 | 650 | 750 | 850 | 950 | 1050 | 1150 | 1250 | 1350 | 1450 | 1550 | 1650 | 1750 | 1850 | 1950 | 2050 | 2150 | 2250 | 2350 | 2450 | 2550 |
|---|---|---|---|---|---|---|---|---|---|---|---|---|---|---|---|---|---|---|---|---|---|---|---|---|---|
| L | 885 | 985 | 1085 | 1185 | 1285 | 1385 | 1485 | 1585 | 1685 | 1785 | 1885 | 1985 | 2085 | 2185 | 2285 | 2385 | 2485 | 2585 | 2685 | 2785 | 2885 | 2985 | 3085 | 3185 | 3285 |
| KG | 27.5 | 29.7 | 31.9 | 34.1 | 36.3 | 38.5 | 40.7 | 42.9 | 45.1 | 47.3 | 49.5 | 51.7 | 53.9 | 56.1 | 58.3 | 60.5 | 62.7 | 64.9 | 67.1 | 69.3 | 71.5 | 73.7 | 75.9 | 78.1 | 80.3 |

| 有效行程 Stroke | 2650 | 2750 | 2850 | 2950 | 3050 | 3150 | 3250 | 3350 | 3450 | 3550 | 3650 | 3750 | 3850 | 3950 | 4050 | 4150 | 4250 | 4350 | 4450 | 4550 | 4650 | 4750 | 4850 | 4950 | 5050 |
|---|---|---|---|---|---|---|---|---|---|---|---|---|---|---|---|---|---|---|---|---|---|---|---|---|---|
| L | 3385 | 3485 | 3585 | 3685 | 3785 | 3885 | 3985 | 4085 | 4185 | 4285 | 4385 | 4485 | 4585 | 4685 | 4785 | 4885 | 4985 | 5085 | 5185 | 5285 | 5385 | 5485 | 5585 | 5685 | 5785 |
| KG | 82.5 | 84.7 | 86.9 | 89.1 | 91.3 | 93.5 | 95.7 | 97.9 | 100.1 | 102.3 | 104.5 | 106.7 | 108.9 | 111.1 | 113.3 | 115.5 | 117.7 | 119.9 | 122.1 | 124.3 | 126.5 | 128.7 | 130.9 | 133.1 | 135.3 |

### DR 电机右侧 Motor right side

单位:Unit: mm

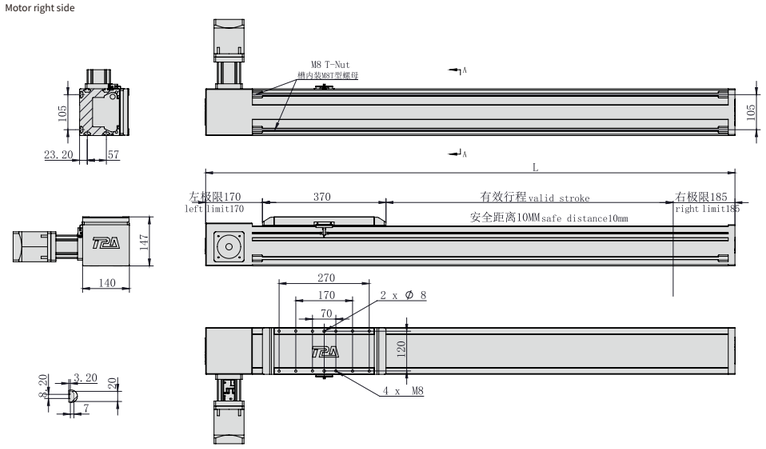


*不含电机和安装板重量 *Excluding motor and mounting plate weight

| 有效行程 Stroke | 150 | 250 | 350 | 450 | 550 | 650 | 750 | 850 | 950 | 1050 | 1150 | 1250 | 1350 | 1450 | 1550 | 1650 | 1750 | 1850 | 1950 | 2050 | 2150 | 2250 | 2350 | 2450 | 2550 |
|---|---|---|---|---|---|---|---|---|---|---|---|---|---|---|---|---|---|---|---|---|---|---|---|---|---|
| L | 885 | 985 | 1085 | 1185 | 1285 | 1385 | 1485 | 1585 | 1685 | 1785 | 1885 | 1985 | 2085 | 2185 | 2285 | 2385 | 2485 | 2585 | 2685 | 2785 | 2885 | 2985 | 3085 | 3185 | 3285 |
| KG | 27.5 | 29.7 | 31.9 | 34.1 | 36.3 | 38.5 | 40.7 | 42.9 | 45.1 | 47.3 | 49.5 | 51.7 | 53.9 | 56.1 | 58.3 | 60.5 | 62.7 | 64.9 | 67.1 | 69.3 | 71.5 | 73.7 | 75.9 | 78.1 | 80.3 |

| 有效行程 Stroke | 2650 | 2750 | 2850 | 2950 | 3050 | 3150 | 3250 | 3350 | 3450 | 3550 | 3650 | 3750 | 3850 | 3950 | 4050 | 4150 | 4250 | 4350 | 4450 | 4550 | 4650 | 4750 | 4850 | 4950 | 5050 |
|---|---|---|---|---|---|---|---|---|---|---|---|---|---|---|---|---|---|---|---|---|---|---|---|---|---|
| L | 3385 | 3485 | 3585 | 3685 | 3785 | 3885 | 3985 | 4085 | 4185 | 4285 | 4385 | 4485 | 4585 | 4685 | 4785 | 4885 | 4985 | 5085 | 5185 | 5285 | 5385 | 5485 | 5585 | 5685 | 5785 |
| KG | 82.5 | 84.7 | 86.9 | 89.1 | 91.3 | 93.5 | 95.7 | 97.9 | 100.1 | 102.3 | 104.5 | 106.7 | 108.9 | 111.1 | 113.3 | 115.5 | 117.7 | 119.9 | 122.1 | 124.3 | 126.5 | 128.7 | 130.9 | 133.1 | 135.3 |

## OCB140-FZ 辅助导轨
OCB140-FZ Auxiliary guide rail

### DL 电机左侧 Motor left side

单位:Unit: mm

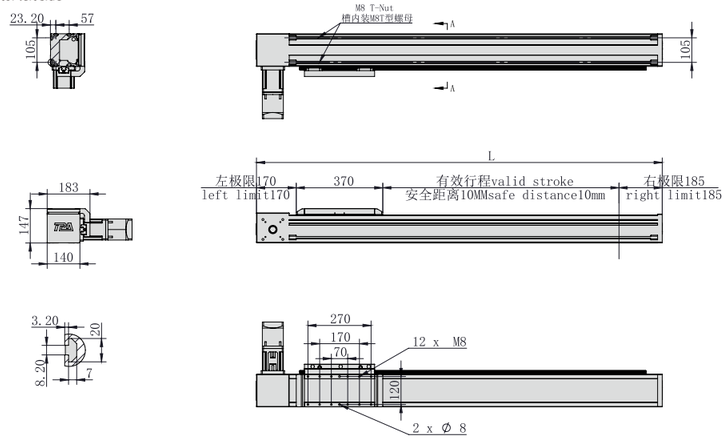


*不含电机和安装板重量 *Excluding motor and mounting plate weight

| 有效行程 Stroke | 150 | 250 | 350 | 450 | 550 | 650 | 750 | 850 | 950 | 1050 | 1150 | 1250 | 1350 | 1450 | 1550 | 1650 | 1750 | 1850 | 1950 | 2050 | 2150 | 2250 | 2350 | 2450 | 2550 |
|---|---|---|---|---|---|---|---|---|---|---|---|---|---|---|---|---|---|---|---|---|---|---|---|---|---|
| L | 885 | 985 | 1085 | 1185 | 1285 | 1385 | 1485 | 1585 | 1685 | 1785 | 1885 | 1985 | 2085 | 2185 | 2285 | 2385 | 2485 | 2585 | 2685 | 2785 | 2885 | 2985 | 3085 | 3185 | 3285 |
| KG | 29.9 | 32.4 | 34.9 | 37.4 | 39.9 | 42.4 | 44.9 | 47.4 | 49.9 | 52.4 | 54.9 | 57.4 | 59.9 | 62.4 | 64.9 | 67.4 | 69.9 | 72.4 | 74.9 | 77.4 | 79.9 | 82.4 | 84.9 | 87.4 | 89.9 |

| 有效行程 Stroke | 2650 | 2750 | 2850 | 2950 | 3050 | 3150 | 3250 | 3350 | 3450 | 3550 | 3650 | 3750 | 3850 | 3950 | 4050 | 4150 | 4250 | 4350 | 4450 | 4550 | 4650 | 4750 | 4850 | 4950 | 5050 |
|---|---|---|---|---|---|---|---|---|---|---|---|---|---|---|---|---|---|---|---|---|---|---|---|---|---|
| L | 3385 | 3485 | 3585 | 3685 | 3785 | 3885 | 3985 | 4085 | 4185 | 4285 | 4385 | 4485 | 4585 | 4685 | 4785 | 4885 | 4985 | 5085 | 5185 | 5285 | 5385 | 5485 | 5585 | 5685 | 5785 |
| KG | 92.4 | 94.9 | 97.4 | 99.9 | 102.4 | 104.9 | 107.4 | 109.9 | 112.4 | 114.9 | 117.4 | 119.9 | 122.4 | 124.9 | 127.4 | 129.9 | 132.4 | 134.9 | 137.4 | 139.9 | 142.4 | 144.9 | 147.4 | 149.9 | 152.4 |

### DR 电机右侧 Motor right side

单位:Unit: mm

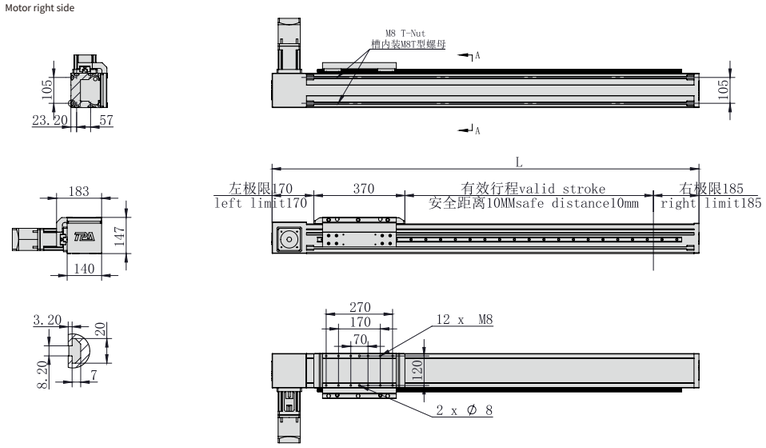


*不含电机和安装板重量 *Excluding motor and mounting plate weight

| 有效行程 Stroke | 150 | 250 | 350 | 450 | 550 | 650 | 750 | 850 | 950 | 1050 | 1150 | 1250 | 1350 | 1450 | 1550 | 1650 | 1750 | 1850 | 1950 | 2050 | 2150 | 2250 | 2350 | 2450 | 2550 |
|---|---|---|---|---|---|---|---|---|---|---|---|---|---|---|---|---|---|---|---|---|---|---|---|---|---|
| L | 885 | 985 | 1085 | 1185 | 1285 | 1385 | 1485 | 1585 | 1685 | 1785 | 1885 | 1985 | 2085 | 2185 | 2285 | 2385 | 2485 | 2585 | 2685 | 2785 | 2885 | 2985 | 3085 | 3185 | 3285 |
| KG | 29.9 | 32.4 | 34.9 | 37.4 | 39.9 | 42.4 | 44.9 | 47.4 | 49.9 | 52.4 | 54.9 | 57.4 | 59.9 | 62.4 | 64.9 | 67.4 | 69.9 | 72.4 | 74.9 | 77.4 | 79.9 | 82.4 | 84.9 | 87.4 | 89.9 |

| 有效行程 Stroke | 2650 | 2750 | 2850 | 2950 | 3050 | 3150 | 3250 | 3350 | 3450 | 3550 | 3650 | 3750 | 3850 | 3950 | 4050 | 4150 | 4250 | 4350 | 4450 | 4550 | 4650 | 4750 | 4850 | 4950 | 5050 |
|---|---|---|---|---|---|---|---|---|---|---|---|---|---|---|---|---|---|---|---|---|---|---|---|---|---|
| L | 3385 | 3485 | 3585 | 3685 | 3785 | 3885 | 3985 | 4085 | 4185 | 4285 | 4385 | 4485 | 4585 | 4685 | 4785 | 4885 | 4985 | 5085 | 5185 | 5285 | 5385 | 5485 | 5585 | 5685 | 5785 |
| KG | 92.4 | 94.9 | 97.4 | 99.9 | 102.4 | 104.9 | 107.4 | 109.9 | 112.4 | 114.9 | 117.4 | 119.9 | 122.4 | 124.9 | 127.4 | 129.9 | 132.4 | 134.9 | 137.4 | 139.9 | 142.4 | 144.9 | 147.4 | 149.9 | 152.4 |

# 全封闭皮带模组 Full-Sealing Belt Driven Linear Actuator

# OCB60

此图仅供参考，出货规格详见尺寸图面
This picture for reference only, specs details according with the drawing.

| 最大行程 Max Stroke | 最高速度 Max Speed | 马达容量 Motor Output | 皮带宽度 Belt Width | 直线滑轨 Linear Guide |
|---|---|---|---|---|
| 3050mm | 3900mm/s | 400W | 25mm | 15X12.5-1支 |

## 型号表达方式 Ordering method

**TPA-OCB-60-140-L3050-MR-Y-P40B-N3-F**

- 品牌名称 Brand
- H 日规模组 Ball Screw Linear Module
- O 欧规模组 Belt Linear Module
- E 电动缸 Electric Cylinder
- L 直线电机 Linear Motor
- K 钢基模组 Steel Linear Module
- G 内嵌式模组 Built-in Rail Type
- D 简易模组 Splinde Linear Unit
- M 直驱旋转电机 Rotary Motor
- N 半封闭 Semi Seal
- C 全封闭 Full Seal
- 皮带 Belt
- 本体宽度 Body Width: 60, 80, 100, 120, 140
- 导程 Lead: 140mm
- 行程 Stroke: 150-3050mm (间隔100mm) Gap 100mm
- 电机方向 Motor direction
  - DL 电机左侧 Motor left side
  - DR 电机右侧 Motor right side
  - MR 电机外置右折 Motor external right side
  - ML 电机外置左折 Motor external left side
  - LP 电机外置左侧下方 Motor external lower left
  - LU 电机外置左侧上方 Motor external upper left
  - RP 电机外置右侧下方 Motor external lower right
  - RU 电机外置右侧上方 Motor external upper right
- Y：螺纹孔 Y: threaded hole
- G：沉头孔 G: countersunk hole
- 电机品牌 Motor brand
  - P 松下 Panasonic
  - M 三菱 Mitsubishi
  - Y 安川 Yaskawa
  - H 禾川 HCFA
  - T 台达 Delta
  - J 减速机 Reducer
- 电机功率 Motor power: 20：200W, 40：400W, 75：750W, 1K：1000W
- 刹车 Brake
- 光电类型 Photoelectric Mode: N：NPN, P：PNP
- 数量 Quantity: 1PCS, 2PCS, 3PCS, 无标记：无 None
- 客制/特殊加工 Custom/special processing

## 产品性能参数如下 Product performance parameters are as follows

| | | | | | | |
|---|---|---|---|---|---|---|
| 规格 Spec | 重复定位精度(mm) Repeated positioning accuracy (mm) | | ±0.05 | | | |
| | 马达转速 (mm) Rated Speed (rpm/min) | | 3:1 | 5:1 | 7:1 | 10:1 |
| | 最高速度 (mm/s) ※1 Maximum speed (mm/s) | | 2333 | 1400 | 1000 | 700 |
| | 最大可搬重量 Maximum Payload | 水平使用 (kg) Horizontal (kg) | 32 | 47 | 58 | 63 |
| | | 垂直使用 (kg) Vertical (kg) ※2 | 11 | 17 | 18 | 20 |
| | 导程 (mm) lead (mm) | | 140 | | | |
| | 定格推力 (N) Rated thrust (N) | | 320 | | | |
| | 标准行程 (mm) Stroke pitch (mm) ※3 | | 150~3050mm/100 间隔 100 mm Pitch | | | |
| 部品 Parts | AC伺服马达容量 (W) AC servo motor output (w) | | 400 | | | |
| | 皮带宽度 (mm) Belt Width(mm) | | 25 | | | |
| | 高刚性直线滑轨 (mm) High rigidity linear guide(mm) | | 15X12.5 | | | |
| | 原点感应器 Home sensor | 外挂 Outside | 672(NPN) | | | |

※1 马达加减速设定0.4秒。※1 Acceleration and deacceleration value is set 0.4 second.
※2 垂直使用时，若皮带断裂，承载物会有掉落的危险，请留意。
※2 Notice, if the belt breaks, the moving parts will fall when the application is vertical.
※3 滑台未安装减速机时，导程为110。※3 Lead is 110mm without gearbox.

## 速度-荷重曲线图 Acceleration-payload relationship

水平使用 Horizontal

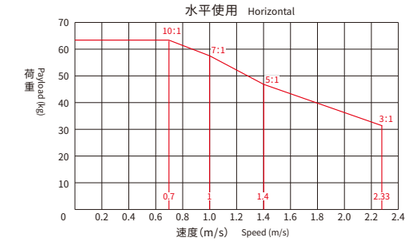


垂直使用 Vertically

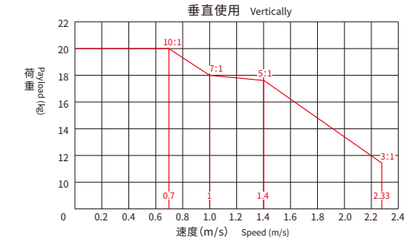


## 容许负载力矩表 N.m Allowable overhang

各行程M5后装螺帽数量 M5 nuts Qty.(by stroke)

| 有效行程 Stroke | 数量 Quantity | 有效行程 Stroke | 数量 Quantity |
|---|---|---|---|
| 150~500 | 4 | 2600~3050 | 14 |

※滑台标准固定方式为下锁式，使用M5后装螺帽固定。
※Standard mounting method is fix from the bottom, using the M5 bolt and nut.

## 安装示意图 Installation diagram

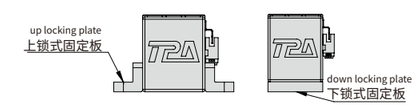


※上锁式固定板非标准品，若有需求请另外追加选购。
※Top fixing plate is optional.

## 容许负载力矩表 N.m Allowable overhang

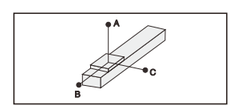


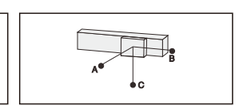


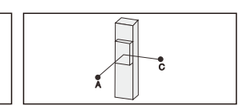


(单位Unit:mm)

| 水平安装 Horizontal installation | | A | B | C |
|---|---|---|---|---|
| 3:1 | 10kg | 935 | 235 | 27 |
| | 20kg | 405 | 90 | 18 |
| | 32kg | 258 | 40 | 10 |
| 5:1 | 25kg | 235 | 125 | 24 |
| | 35kg | 610 | 75 | 15 |
| | 47kg | 435 | 40 | 10 |
| 7:1 | 28kg | 1285 | 130 | 25 |
| | 40kg | 835 | 75 | 15 |
| | 58kg | 535 | 35 | 10 |
| 10:1 | 30kg | 1835 | 130 | 25 |
| | 45kg | 1235 | 75 | 15 |
| | 63kg | 785 | 35 | 10 |

(单位Unit:mm)

| 侧面安装 Side mounting | | A | B | C |
|---|---|---|---|---|
| 3:1 | 10kg | 27 | 235 | 935 |
| | 20kg | 18 | 90 | 405 |
| | 32kg | 10 | 40 | 258 |
| 5:1 | 25kg | 24 | 125 | 235 |
| | 35kg | 15 | 75 | 610 |
| | 47kg | 10 | 40 | 435 |
| 7:1 | 28kg | 25 | 130 | 1285 |
| | 40kg | 15 | 75 | 835 |
| | 58kg | 10 | 35 | 535 |
| 10:1 | 30kg | 25 | 130 | 1835 |
| | 45kg | 15 | 75 | 1235 |
| | 63kg | 10 | 35 | 785 |

(单位Unit:mm)

| 垂直安装 Vertical installation | | A | C |
|---|---|---|---|
| 3:1 | 3kg | 885 | 885 |
| | 6kg | 435 | 435 |
| | 11kg | 285 | 285 |
| 5:1 | 5kg | 885 | 885 |
| | 10kg | 435 | 435 |
| | 17kg | 285 | 285 |
| 7:1 | 6kg | 885 | 885 |
| | 12kg | 435 | 435 |
| | 18kg | 285 | 285 |
| 10:1 | 6kg | 885 | 885 |
| | 13kg | 435 | 435 |
| | 20kg | 315 | 315 |

## 静态容许负载惯量 Static loading moment

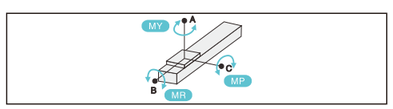


(单位Unit:N.m)

| | |
|---|---|
| MY | 340 |
| MP | 340 |
| MR | 62 |

*力矩表所表示的数据，代表重心。
The torque value in the chart indicate the center of gravity.
*符合型录规范的正常试用下，保证寿命为10000公里。
Operation life is 10,000km when the product is using under the specified conditions.
*倒吊使用无法套用标准规范，如有需求请咨询我司业务。
The standard specification cannot be applied to the use of inverted crane. Please consult our business if necessary.

## 电机外置左侧/电机外置右侧
Motor external left side / Motor external right side

### ML 电机外置左侧 Motor external left side

单位:Unit: mm

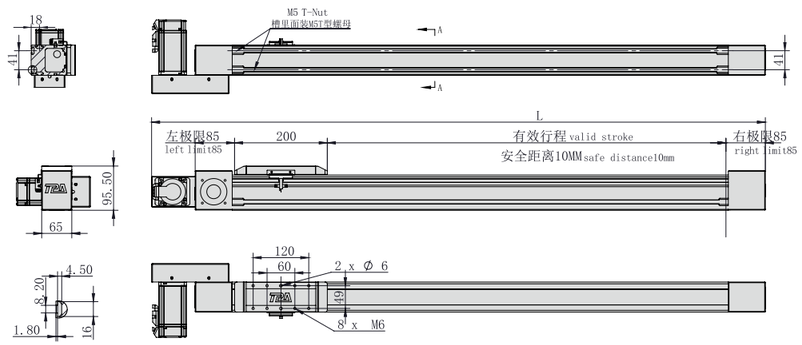


*不含电机和安装板重量 *Excluding motor and mounting plate weight

| 有效行程 Stroke | 150 | 250 | 350 | 450 | 550 | 650 | 750 | 850 | 950 | 1050 | 1150 | 1250 | 1350 | 1450 | 1550 |
|---|---|---|---|---|---|---|---|---|---|---|---|---|---|---|---|
| L | 624 | 724 | 824 | 924 | 1024 | 1124 | 1224 | 1324 | 1424 | 1524 | 1624 | 1724 | 1824 | 1924 | 2024 |
| KG | 7.5 | 8 | 8.5 | 9 | 9.5 | 10 | 10.5 | 11 | 11.5 | 12 | 12.5 | 13 | 13.5 | 14 | 14.5 |

| 有效行程 Stroke | 1650 | 1750 | 1850 | 1950 | 2050 | 2150 | 2250 | 2350 | 2450 | 2550 | 2650 | 2750 | 2850 | 2950 | 3050 |
|---|---|---|---|---|---|---|---|---|---|---|---|---|---|---|---|
| L | 2124 | 2224 | 2324 | 2424 | 2524 | 2624 | 2724 | 2824 | 2924 | 3024 | 3124 | 3224 | 3324 | 3424 | 3524 |
| KG | 15 | 15.5 | 16 | 16.5 | 17 | 17.5 | 18 | 18.5 | 19 | 19.5 | 20 | 20.5 | 21 | 21.5 | 22 |

### MR 电机外置右侧 Motor external right side

单位:Unit: mm

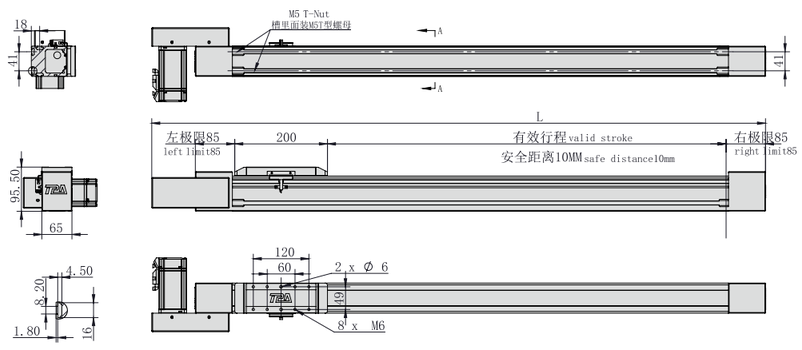


*不含电机和安装板重量 *Excluding motor and mounting plate weight

| 有效行程 Stroke | 150 | 250 | 350 | 450 | 550 | 650 | 750 | 850 | 950 | 1050 | 1150 | 1250 | 1350 | 1450 | 1550 |
|---|---|---|---|---|---|---|---|---|---|---|---|---|---|---|---|
| L | 624 | 724 | 824 | 924 | 1024 | 1124 | 1224 | 1324 | 1424 | 1524 | 1624 | 1724 | 1824 | 1924 | 2024 |
| KG | 7.5 | 8 | 8.5 | 9 | 9.5 | 10 | 10.5 | 11 | 11.5 | 12 | 12.5 | 13 | 13.5 | 14 | 14.5 |

| 有效行程 Stroke | 1650 | 1750 | 1850 | 1950 | 2050 | 2150 | 2250 | 2350 | 2450 | 2550 | 2650 | 2750 | 2850 | 2950 | 3050 |
|---|---|---|---|---|---|---|---|---|---|---|---|---|---|---|---|
| L | 2124 | 2224 | 2324 | 2424 | 2524 | 2624 | 2724 | 2824 | 2924 | 3024 | 3124 | 3224 | 3324 | 3424 | 3524 |
| KG | 15 | 15.5 | 16 | 16.5 | 17 | 17.5 | 18 | 18.5 | 19 | 19.5 | 20 | 20.5 | 21 | 21.5 | 22 |

## 电机外置左下/电机外置左上
Motor external lower left /Motor external upper left

### LP 电机外置左下 Motor external lower left

单位:Unit: mm

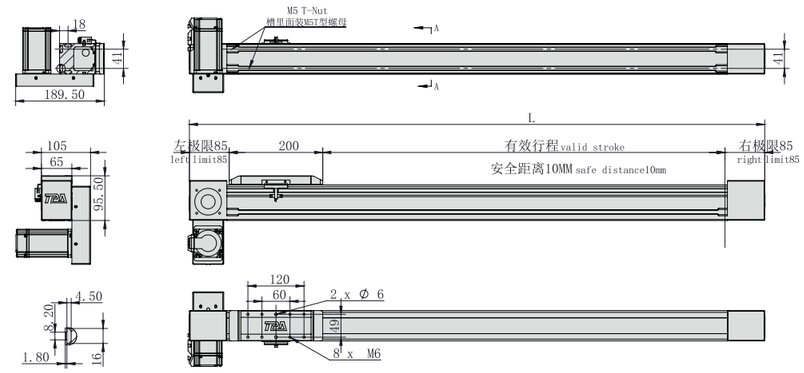


*不含电机和安装板重量 *Excluding motor and mounting plate weight

| 有效行程 Stroke | 150 | 250 | 350 | 450 | 550 | 650 | 750 | 850 | 950 | 1050 | 1150 | 1250 | 1350 | 1450 | 1550 |
|---|---|---|---|---|---|---|---|---|---|---|---|---|---|---|---|
| L | 530 | 630 | 730 | 830 | 930 | 1030 | 1130 | 1230 | 1330 | 1430 | 1530 | 1630 | 1730 | 1830 | 1930 |
| KG | 7.5 | 8 | 8.5 | 9 | 9.5 | 10 | 10.5 | 11 | 11.5 | 12 | 12.5 | 13 | 13.5 | 14 | 14.5 |

| 有效行程 Stroke | 1650 | 1750 | 1850 | 1950 | 2050 | 2150 | 2250 | 2350 | 2450 | 2550 | 2650 | 2750 | 2850 | 2950 | 3050 |
|---|---|---|---|---|---|---|---|---|---|---|---|---|---|---|---|
| L | 2030 | 2130 | 2230 | 2330 | 2430 | 2530 | 2630 | 2730 | 2830 | 2930 | 3030 | 3130 | 3230 | 3330 | 3430 |
| KG | 15 | 15.5 | 16 | 16.5 | 17 | 17.5 | 18 | 18.5 | 19 | 19.5 | 20 | 20.5 | 21 | 21.5 | 22 |

### LU 电机外置左上 Motor external upper left

单位:Unit: mm

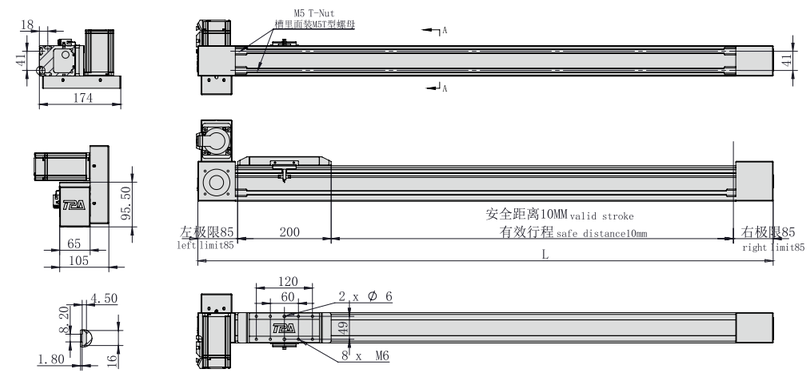


*不含电机和安装板重量 *Excluding motor and mounting plate weight

| 有效行程 Stroke | 150 | 250 | 350 | 450 | 550 | 650 | 750 | 850 | 950 | 1050 | 1150 | 1250 | 1350 | 1450 | 1550 |
|---|---|---|---|---|---|---|---|---|---|---|---|---|---|---|---|
| L | 530 | 630 | 730 | 830 | 930 | 1030 | 1130 | 1230 | 1330 | 1430 | 1530 | 1630 | 1730 | 1830 | 1930 |
| KG | 7.5 | 8 | 8.5 | 9 | 9.5 | 10 | 10.5 | 11 | 11.5 | 12 | 12.5 | 13 | 13.5 | 14 | 14.5 |

| 有效行程 Stroke | 1650 | 1750 | 1850 | 1950 | 2050 | 2150 | 2250 | 2350 | 2450 | 2550 | 2650 | 2750 | 2850 | 2950 | 3050 |
|---|---|---|---|---|---|---|---|---|---|---|---|---|---|---|---|
| L | 2030 | 2130 | 2230 | 2330 | 2430 | 2530 | 2630 | 2730 | 2830 | 2930 | 3030 | 3130 | 3230 | 3330 | 3430 |
| KG | 15 | 15.5 | 16 | 16.5 | 17 | 17.5 | 18 | 18.5 | 19 | 19.5 | 20 | 20.5 | 21 | 21.5 | 22 |

玖钧传动 Motion Control



## 电机外置右下/电机外置右上
Motor external lower right /Motor external upper right

### RP 电机外置右下 Motor external lower right

单位:Unit: mm

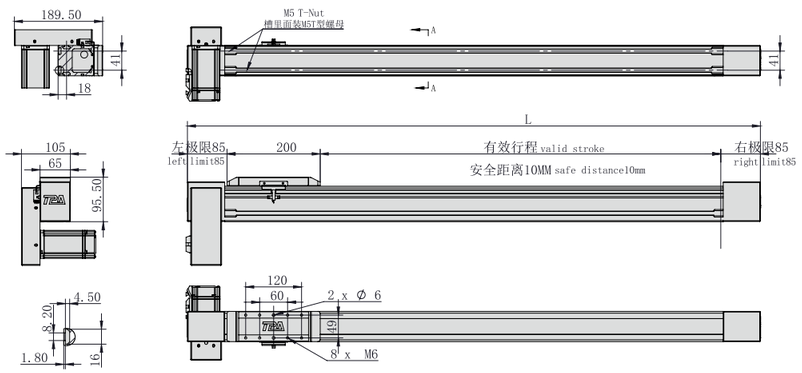


*不含电机和安装板重量 *Excluding motor and mounting plate weight

| 有效行程 Stroke | 150 | 250 | 350 | 450 | 550 | 650 | 750 | 850 | 950 | 1050 | 1150 | 1250 | 1350 | 1450 | 1550 |
|---|---|---|---|---|---|---|---|---|---|---|---|---|---|---|---|
| L | 530 | 630 | 730 | 830 | 930 | 1030 | 1130 | 1230 | 1330 | 1430 | 1530 | 1630 | 1730 | 1830 | 1930 |
| KG | 7.5 | 8 | 8.5 | 9 | 9.5 | 10 | 10.5 | 11 | 11.5 | 12 | 12.5 | 13 | 13.5 | 14 | 14.5 |

| 有效行程 Stroke | 1650 | 1750 | 1850 | 1950 | 2050 | 2150 | 2250 | 2350 | 2450 | 2550 | 2650 | 2750 | 2850 | 2950 | 3050 |
|---|---|---|---|---|---|---|---|---|---|---|---|---|---|---|---|
| L | 2030 | 2130 | 2230 | 2330 | 2430 | 2530 | 2630 | 2730 | 2830 | 2930 | 3030 | 3130 | 3230 | 3330 | 3430 |
| KG | 15 | 15.5 | 16 | 16.5 | 17 | 17.5 | 18 | 18.5 | 19 | 19.5 | 20 | 20.5 | 21 | 21.5 | 22 |

### RU 电机外置右上 Motor external upper right

单位:Unit: mm

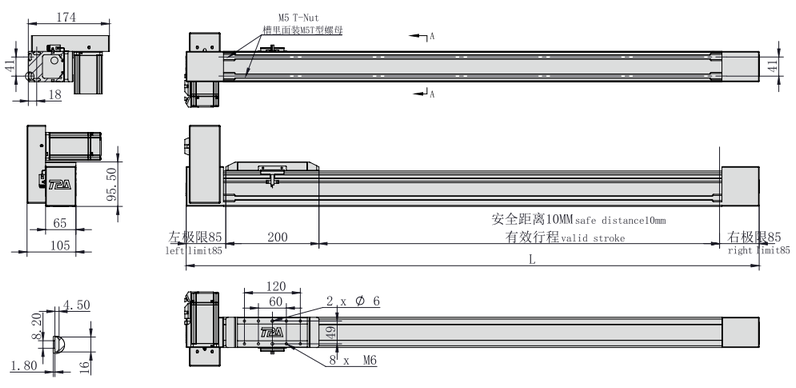


*不含电机和安装板重量 *Excluding motor and mounting plate weight

| 有效行程 Stroke | 150 | 250 | 350 | 450 | 550 | 650 | 750 | 850 | 950 | 1050 | 1150 | 1250 | 1350 | 1450 | 1550 |
|---|---|---|---|---|---|---|---|---|---|---|---|---|---|---|---|
| L | 530 | 630 | 730 | 830 | 930 | 1030 | 1130 | 1230 | 1330 | 1430 | 1530 | 1630 | 1730 | 1830 | 1930 |
| KG | 7.5 | 8 | 8.5 | 9 | 9.5 | 10 | 10.5 | 11 | 11.5 | 12 | 12.5 | 13 | 13.5 | 14 | 14.5 |

| 有效行程 Stroke | 1650 | 1750 | 1850 | 1950 | 2050 | 2150 | 2250 | 2350 | 2450 | 2550 | 2650 | 2750 | 2850 | 2950 | 3050 |
|---|---|---|---|---|---|---|---|---|---|---|---|---|---|---|---|
| L | 2030 | 2130 | 2230 | 2330 | 2430 | 2530 | 2630 | 2730 | 2830 | 2930 | 3030 | 3130 | 3230 | 3330 | 3430 |
| KG | 15 | 15.5 | 16 | 16.5 | 17 | 17.5 | 18 | 18.5 | 19 | 19.5 | 20 | 20.5 | 21 | 21.5 | 22 |

## MEMO

# 全封闭皮带模组 Full-Sealing Belt Driven Linear Actuator

# OCB80

玖钧传动 Motion Control






此图仅供参考，出货规格详见尺寸图面
This picture for reference only, specs details according with the drawing.

| 最大行程 Max Stroke | 最高速度 Max Speed | 马达容量 Motor Output | 皮带宽度 Belt Width | 直线滑轨 Linear Guide |
|---|---|---|---|---|
| 3050mm | 5000mm/s | 750W | 30mm | 20X17.5-1支 |

## 型号表达方式 Ordering method

**TPA-OCB-80-140-L3050-DL-Y-P40B-N3-F**

- 品牌名称 Brand
- H 日规模组 Ball Screw Linear Module
- O 欧规模组 Belt Linear Module
- E 电动缸 Electric Cylinder
- L 直线电机 Linear Motor
- K 钢基模组 Steel Linear Module
- G 内嵌式模组 Built-in Rail Type
- D 简易模组 Splinde Linear Unit
- M 直驱旋转电机 Rotary Motor
- N 半封闭 Semi Seal
- C 全封闭 Full Seal
- 皮带 Belt
- 本体宽度 Body Width: 60, 80, 100, 120, 140
- 导程 Lead: 140mm
- 行程 Stroke: 150-3050mm (间隔100mm) Gap 100mm
- 电机方向 Motor direction
  - DL 电机左侧 Motor left side
  - DR 电机右侧 Motor right side
  - MR 电机外置右折 Motor external right side
  - ML 电机外置左折 Motor external left side
  - LP 电机外置左侧下方 Motor external lower left
  - LU 电机外置左侧上方 Motor external upper left
  - RP 电机外置右侧下方 Motor external lower right
  - RU 电机外置右侧上方 Motor external upper right
- Y: 螺纹孔 Y: threaded hole
- G: 沉头孔 G: countersunk hole
- 电机品牌 Motor brand
  - P 松下 Panasonic
  - M 三菱 Mitsubishi
  - Y 安川 Yaskawa
  - H 禾川 HCFA
  - T 台达 Delta
  - J 减速机 Reducer
- 电机功率 Motor power
  - 20: 200W
  - 40: 400W
  - 75: 750W
  - 1K: 1000W
- 刹车 Brake
- 光电类型 Photoelectric Mode
  - N: NPN
  - P: PNP
- 数量 Quantity
  - 1PCS
  - 2PCS
  - 3PCS
  - 无标记:无 None
- 客制/特殊加工 Custom/special processing

## 产品性能参数如下 Product performance parameters are as follows

| | | | | | |
|---|---|---|---|---|---|
| 规格 Spec | 重复定位精度(mm) Repeated positioning accuracy (mm) | | ±0.05 | | |
| | 马达转速 (mm) Rated Speed (rpm/min) | | 5:1 | 7:1 | 10:1 |
| | 最高速度 (mm/s) ※1 Maximum speed (mm/s) | | 1400 | 1000 | 700 |
| | 最大可搬重量 Maximum Payload | 水平使用 (kg) Horizontal (kg) | 40 | 55 | 80 |
| | | 垂直使用 (kg) Vertical (kg) ※2 | 15 | 18 | 20 |
| | 导程 (mm) lead (mm) | | 140 | | |
| | 定格推力 (N) Rated thrust (N) | | 320 | | |
| | 标准行程 (mm) Stroke pitch (mm) ※3 | | 150~3050mm/100 间隔 100 mm Pitch | | |
| 部品 Parts | AC伺服马达容量 (W) AC servo motor output (w) | | 750 | | |
| | 皮带宽度 (mm) Belt Width(mm) | | 30 | | |
| | 高刚性直线滑轨 (mm) High rigidity linear guide(mm) | | 20X17.5 | | |
| | 原点感应器 Home sensor | 外挂 Outside | 672(NPN) | | |

※1 马达加减速设定0.4秒。※1 Acceleration and deacceleration value is set 0.4 second.
※2 垂直使用时，若皮带断裂，承载物会有掉落的危险，请留意。
※2 Notice, if the belt breaks, the moving parts will fall when the application is vertical.
※3 滑台未安装减速机时，导程为110。※3 Lead is 110mm without gearbox.

## 速度-荷重曲线图 Acceleration-payload relationship

水平使用 Horizontal

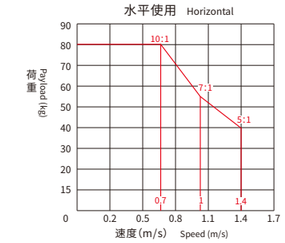


垂直使用 Vertically

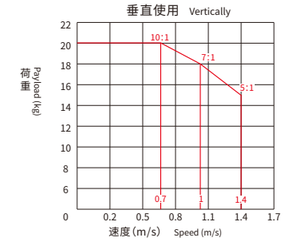


## 容许负载力矩表 N.m Allowable overhang

各行程M5后装螺帽数量 M5 nuts Qty.(by stroke)

| 有效行程 Stroke | 数量 Quantity | 有效行程 Stroke | 数量 Quantity |
|---|---|---|---|
| 150~500 | 4 | 2600~3050 | 14 |

※滑台标准固定方式为下锁式，使用M5后装螺帽固定。
※Standard mounting method is fix from the bottom, using the M5 bolt and nut.

## 安装示意图 Installation diagram

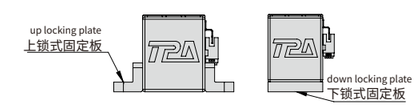


※上锁式固定板非标准品，若有需求请另外追加选购。
※Top fixing plate is optional.

## 容许负载力矩表 N.m Allowable overhang

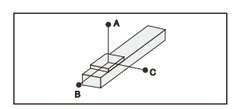


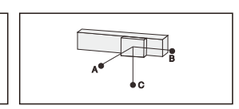


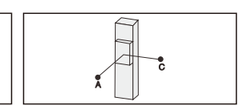


(单位Unit:mm)

| 水平安装 Horizomtal installation | | A | B | C |
|---|---|---|---|---|
| 5:1 | 10kg | 908 | 288 | 48 |
| | 20kg | 558 | 168 | 30 |
| | 40kg | 408 | 118 | 23 |
| 7:1 | 25kg | 758 | 168 | 30 |
| | 35kg | 575 | 123 | 24 |
| | 55kg | 420 | 93 | 20 |
| 10:1 | 28kg | 908 | 148 | 28 |
| | 40kg | 708 | 113 | 23 |
| | 80kg | 558 | 83 | 18 |

(单位Unit:mm)

| 侧面安装 Side mounting | | A | B | C |
|---|---|---|---|---|
| 5:1 | 10kg | 48 | 288 | 908 |
| | 20kg | 30 | 168 | 608 |
| | 40kg | 23 | 118 | 408 |
| 7:1 | 25kg | 30 | 168 | 758 |
| | 35kg | 23 | 118 | 583 |
| | 55kg | 20 | 88 | 458 |
| 10:1 | 28kg | 28 | 148 | 958 |
| | 40kg | 23 | 113 | 758 |
| | 80kg | 18 | 83 | 608 |

(单位Unit:mm)

| 垂直安装 Vertical installation | | A | C |
|---|---|---|---|
| 5:1 | 3kg | 1258 | 1258 |
| | 6kg | 658 | 658 |
| | 15kg | 458 | 458 |
| 7:1 | 5kg | 608 | 608 |
| | 10kg | 488 | 488 |
| | 18kg | 408 | 408 |
| 10:1 | 6kg | 558 | 558 |
| | 12kg | 458 | 458 |
| | 20kg | 358 | 358 |

## 静态容许负载惯量 Static loading moment

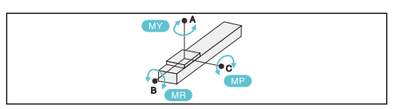


(单位Unit:N.m)

| | |
|---|---|
| MY | 760 |
| MP | 760 |
| MR | 100 |

*力矩表所表示的数据，代表重心。
The torque value in the chart indicate the center of gravity.
*符合型录规范的正常试用下，保证寿命为10000公里。
Operation life is 10,000km when the product is using under the specified conditions.
*倒吊使用无法套用标准规范，如有需求请咨询我司业务。
The standard specification cannot be applied to the use of inverted crane. Please consult our business if necessary.

## 电机外置左侧/电机外置右侧
Motor external left side / Motor external right side

### ML 电机外置左侧 Motor external left side

单位:Unit: mm

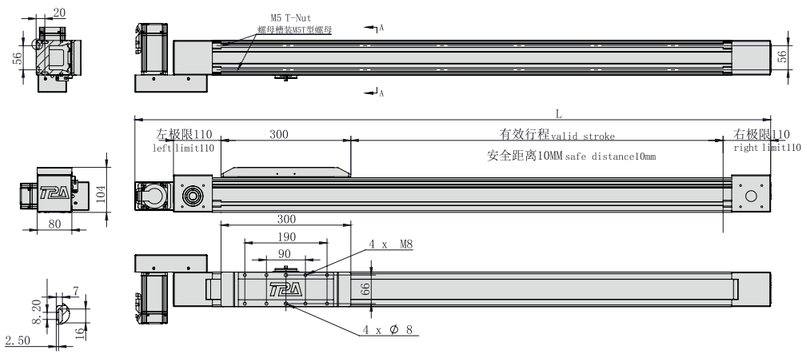


*不含电机和安装板重量 *Excluding motor and mounting plate weight

| 有效行程 Stroke | 150 | 250 | 350 | 450 | 550 | 650 | 750 | 850 | 950 | 1050 | 1150 | 1250 | 1350 | 1450 | 1550 |
|---|---|---|---|---|---|---|---|---|---|---|---|---|---|---|---|
| L | 769 | 869 | 969 | 1069 | 1169 | 1269 | 1369 | 1469 | 1569 | 1669 | 1769 | 1869 | 1969 | 2069 | 2169 |
| KG | 10.9 | 11.8 | 12.7 | 13.6 | 14.5 | 15.4 | 16.3 | 17.2 | 18.1 | 19 | 19.9 | 20.8 | 21.7 | 22.6 | 23.5 |

| 有效行程 Stroke | 1650 | 1750 | 1850 | 1950 | 2050 | 2150 | 2250 | 2350 | 2450 | 2550 | 2650 | 2750 | 2850 | 2950 | 3050 |
|---|---|---|---|---|---|---|---|---|---|---|---|---|---|---|---|
| L | 2269 | 2369 | 2469 | 2569 | 2669 | 2769 | 2869 | 2969 | 3069 | 3169 | 3269 | 3369 | 3469 | 3569 | 3669 |
| KG | 24.4 | 25.3 | 26.2 | 27.1 | 28 | 28.9 | 29.8 | 30.7 | 31.6 | 32.5 | 33.4 | 34.3 | 35.2 | 36.1 | 37 |

### MR 电机外置右侧 Motor external right side

单位:Unit: mm

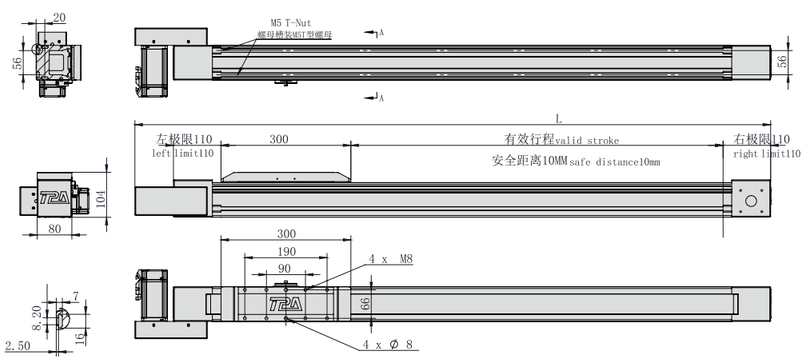


*不含电机和安装板重量 *Excluding motor and mounting plate weight

| 有效行程 Stroke | 150 | 250 | 350 | 450 | 550 | 650 | 750 | 850 | 950 | 1050 | 1150 | 1250 | 1350 | 1450 | 1550 |
|---|---|---|---|---|---|---|---|---|---|---|---|---|---|---|---|
| L | 769 | 869 | 969 | 1069 | 1169 | 1269 | 1369 | 1469 | 1569 | 1669 | 1769 | 1869 | 1969 | 2069 | 2169 |
| KG | 10.9 | 11.8 | 12.7 | 13.6 | 14.5 | 15.4 | 16.3 | 17.2 | 18.1 | 19 | 19.9 | 20.8 | 21.7 | 22.6 | 23.5 |

| 有效行程 Stroke | 1650 | 1750 | 1850 | 1950 | 2050 | 2150 | 2250 | 2350 | 2450 | 2550 | 2650 | 2750 | 2850 | 2950 | 3050 |
|---|---|---|---|---|---|---|---|---|---|---|---|---|---|---|---|
| L | 2269 | 2369 | 2469 | 2569 | 2669 | 2769 | 2869 | 2969 | 3069 | 3169 | 3269 | 3369 | 3469 | 3569 | 3669 |
| KG | 24.4 | 25.3 | 26.2 | 27.1 | 28 | 28.9 | 29.8 | 30.7 | 31.6 | 32.5 | 33.4 | 34.3 | 35.2 | 36.1 | 37 |

## 电机外置左下/电机外置左上
Motor external lower left /Motor external upper left

### LP 电机外置左下 Motor external lower left

单位:Unit: mm

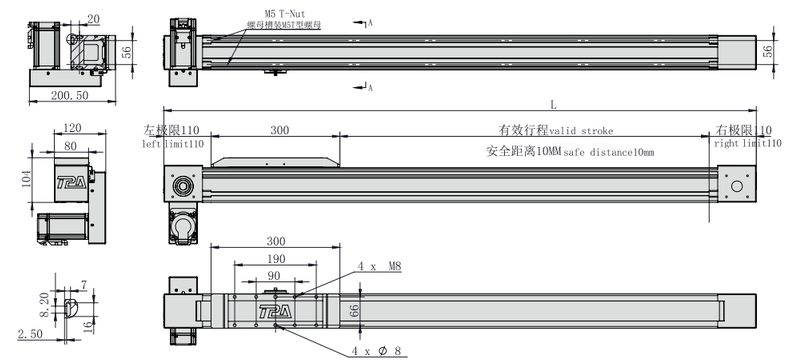


*不含电机和安装板重量 *Excluding motor and mounting plate weight

| 有效行程 Stroke | 150 | 250 | 350 | 450 | 550 | 650 | 750 | 850 | 950 | 1050 | 1150 | 1250 | 1350 | 1450 | 1550 |
|---|---|---|---|---|---|---|---|---|---|---|---|---|---|---|---|
| L | 680 | 780 | 880 | 980 | 1080 | 1180 | 1280 | 1380 | 1480 | 1580 | 1680 | 1780 | 1880 | 1980 | 2080 |
| KG | 10.9 | 11.8 | 12.7 | 13.6 | 14.5 | 15.4 | 16.3 | 17.2 | 18.1 | 19 | 19.9 | 20.8 | 21.7 | 22.6 | 23.5 |

| 有效行程 Stroke | 1650 | 1750 | 1850 | 1950 | 2050 | 2150 | 2250 | 2350 | 2450 | 2550 | 2650 | 2750 | 2850 | 2950 | 3050 |
|---|---|---|---|---|---|---|---|---|---|---|---|---|---|---|---|
| L | 2180 | 2280 | 2380 | 2480 | 2580 | 2680 | 2780 | 2880 | 2980 | 3080 | 3180 | 3280 | 3380 | 3480 | 3580 |
| KG | 24.4 | 25.3 | 26.2 | 27.1 | 28 | 28.9 | 29.8 | 30.7 | 31.6 | 32.5 | 33.4 | 34.3 | 35.2 | 36.1 | 37 |

### LU 电机外置左上 Motor external upper left

单位:Unit: mm

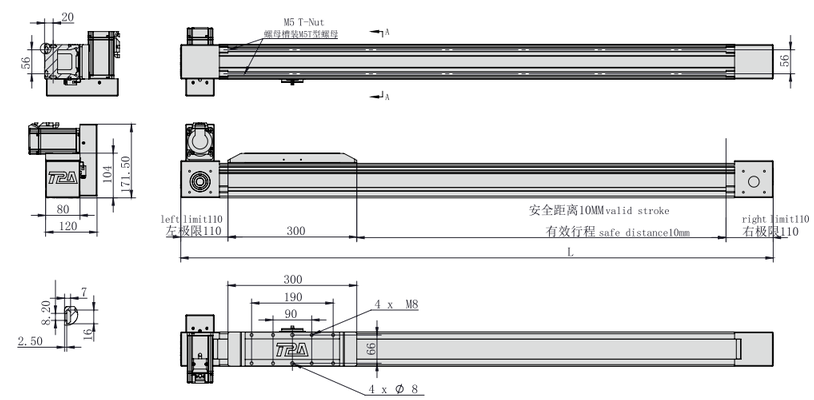


*不含电机和安装板重量 *Excluding motor and mounting plate weight

| 有效行程 Stroke | 150 | 250 | 350 | 450 | 550 | 650 | 750 | 850 | 950 | 1050 | 1150 | 1250 | 1350 | 1450 | 1550 |
|---|---|---|---|---|---|---|---|---|---|---|---|---|---|---|---|
| L | 680 | 780 | 880 | 980 | 1080 | 1180 | 1280 | 1380 | 1480 | 1580 | 1680 | 1780 | 1880 | 1980 | 2080 |
| KG | 10.9 | 11.8 | 12.7 | 13.6 | 14.5 | 15.4 | 16.3 | 17.2 | 18.1 | 19 | 19.9 | 20.8 | 21.7 | 22.6 | 23.5 |

| 有效行程 Stroke | 1650 | 1750 | 1850 | 1950 | 2050 | 2150 | 2250 | 2350 | 2450 | 2550 | 2650 | 2750 | 2850 | 2950 | 3050 |
|---|---|---|---|---|---|---|---|---|---|---|---|---|---|---|---|
| L | 2180 | 2280 | 2380 | 2480 | 2580 | 2680 | 2780 | 2880 | 2980 | 3080 | 3180 | 3280 | 3380 | 3480 | 3580 |
| KG | 24.4 | 25.3 | 26.2 | 27.1 | 28 | 28.9 | 29.8 | 30.7 | 31.6 | 32.5 | 33.4 | 34.3 | 35.2 | 36.1 | 37 |

## 电机外置右下/电机外置右上
Motor external lower right /Motor external upper right

### RP 电机外置右下 Motor external lower right

单位:Unit: mm

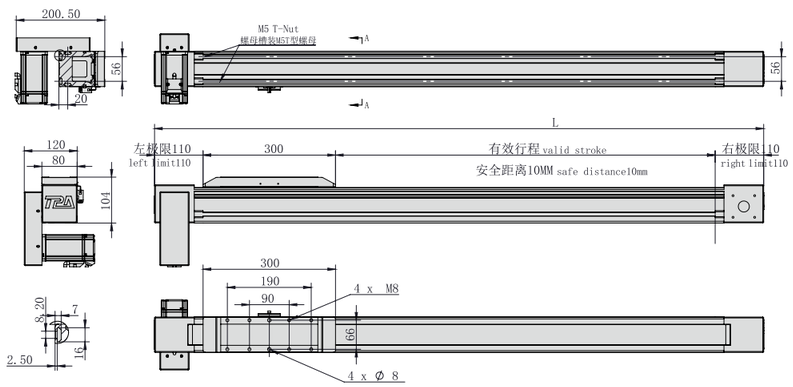


*不含电机和安装板重量 *Excluding motor and mounting plate weight

| 有效行程 Stroke | 150 | 250 | 350 | 450 | 550 | 650 | 750 | 850 | 950 | 1050 | 1150 | 1250 | 1350 | 1450 | 1550 |
|---|---|---|---|---|---|---|---|---|---|---|---|---|---|---|---|
| L | 680 | 780 | 880 | 980 | 1080 | 1180 | 1280 | 1380 | 1480 | 1580 | 1680 | 1780 | 1880 | 1980 | 2080 |
| KG | 10.9 | 11.8 | 12.7 | 13.6 | 14.5 | 15.4 | 16.3 | 17.2 | 18.1 | 19 | 19.9 | 20.8 | 21.7 | 22.6 | 23.5 |

| 有效行程 Stroke | 1650 | 1750 | 1850 | 1950 | 2050 | 2150 | 2250 | 2350 | 2450 | 2550 | 2650 | 2750 | 2850 | 2950 | 3050 |
|---|---|---|---|---|---|---|---|---|---|---|---|---|---|---|---|
| L | 2180 | 2280 | 2380 | 2480 | 2580 | 2680 | 2780 | 2880 | 2980 | 3080 | 3180 | 3280 | 3380 | 3480 | 3580 |
| KG | 24.4 | 25.3 | 26.2 | 27.1 | 28 | 28.9 | 29.8 | 30.7 | 31.6 | 32.5 | 33.4 | 34.3 | 35.2 | 36.1 | 37 |

### RU 电机外置右上 Motor external upper right

单位:Unit: mm

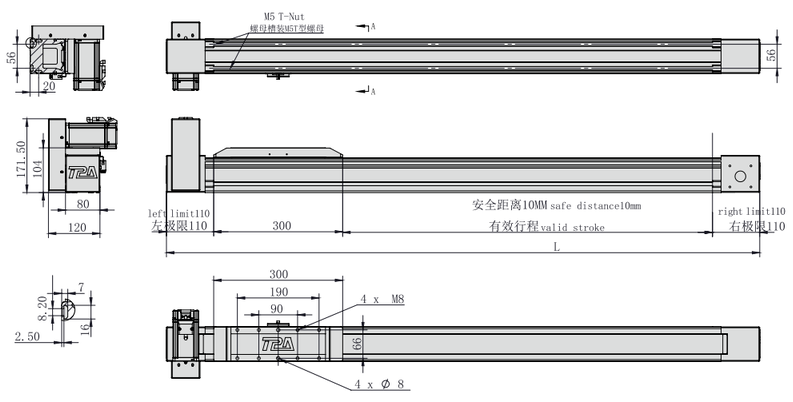


*不含电机和安装板重量 *Excluding motor and mounting plate weight

| 有效行程 Stroke | 150 | 250 | 350 | 450 | 550 | 650 | 750 | 850 | 950 | 1050 | 1150 | 1250 | 1350 | 1450 | 1550 |
|---|---|---|---|---|---|---|---|---|---|---|---|---|---|---|---|
| L | 680 | 780 | 880 | 980 | 1080 | 1180 | 1280 | 1380 | 1480 | 1580 | 1680 | 1780 | 1880 | 1980 | 2080 |
| KG | 10.9 | 11.8 | 12.7 | 13.6 | 14.5 | 15.4 | 16.3 | 17.2 | 18.1 | 19 | 19.9 | 20.8 | 21.7 | 22.6 | 23.5 |

| 有效行程 Stroke | 1650 | 1750 | 1850 | 1950 | 2050 | 2150 | 2250 | 2350 | 2450 | 2550 | 2650 | 2750 | 2850 | 2950 | 3050 |
|---|---|---|---|---|---|---|---|---|---|---|---|---|---|---|---|
| L | 2180 | 2280 | 2380 | 2480 | 2580 | 2680 | 2780 | 2880 | 2980 | 3080 | 3180 | 3280 | 3380 | 3480 | 3580 |
| KG | 24.4 | 25.3 | 26.2 | 27.1 | 28 | 28.9 | 29.8 | 30.7 | 31.6 | 32.5 | 33.4 | 34.3 | 35.2 | 36.1 | 37 |

## MEMO

# 全封闭皮带模组 Full-Sealing Belt Driven Linear Actuator

# OCB80S

此图仅供参考，出货规格详见尺寸图面
This picture for reference only, specs details according with the drawing.

| 最大行程 Max Stroke | 最高速度 Max Speed | 马达容量 Motor Output | 皮带宽度 Belt Width | 直线滑轨 Linear Guide |
|---|---|---|---|---|
| 3050mm | 5000mm/s | 750W | 30mm | 20X17.5-1支 |

## 型号表达方式 Ordering method

**TPA-OCB-80S-140-L3050-DL-Y-P40B-N3-F**

- 品牌名称 Brand
- H 日规模组 Ball Screw Linear Module
- O 欧规模组 Belt Linear Module
- E 电动缸 Electric Cylinder
- L 直线电机 Linear Motor
- K 钢基模组 Steel Linear Module
- G 内嵌式模组 Built-in Rail Type
- D 简易模组 Splinde Linear Unit
- M 直驱旋转电机 Rotary Motor
- N 半封闭 Semi Seal
- C 全封闭 Full Seal
- 皮带 Belt
- 本体宽度 Body Width: 60, 80, 100, 120, 140
- 导程 Lead: 140mm
- 行程 Stroke: 150-3050mm (间隔100mm) Gap 100mm
- 电机方向 Motor direction
  - DL 电机左侧
  - DR 电机右侧
  - MR 电机外置右折
  - ML 电机外置左折
  - LP 电机外置左侧下方
  - LU 电机外置左侧上方
  - RP 电机外置右侧下方
  - RU 电机外置右侧上方
  - DL Motor left side
  - DR Motor right side
  - MR Motor external right side
  - ML Motor external left side
  - LP Motor external lower left
  - LU Motor external upper left
  - RP Motor external lower right
  - RU Motor external upper right
- Y：螺纹孔 G：沉头孔 Y: threaded hole G: countersunk hole
- 电机品牌 Motor brand
  - P 松下 Panasonic
  - M 三菱 Mitsubishi
  - Y 安川 Yaskawa
  - H 禾川 HCFA
  - T 台达 Delta
  - J 减速机 Reducer
- 电机功率 Motor power: 20：200W, 40：400W, 75：750W, 1K：1000W
- 刹车 Brake
- 光电类型 Photoelectric Mode: N：NPN, P：PNP
- 数量 Quantity: 1PCS, 2PCS, 3PCS, 无标记：无 None
- 客制/特殊加工 Custom/special processing

## 产品性能参数如下 Product performance parameters are as follows

| | | | | | |
|---|---|---|---|---|---|
| 规格 Spec | 重复定位精度(mm) Repeated positioning accuracy (mm) | | ±0.05 | | |
| | 马达转速 (mm) Rated Speed (rpm/min) | | 5:1 | 7:1 | 10:1 |
| | 最高速度 (mm/s)※1 Maximum speed (mm/s) | | 1400 | 1000 | 700 |
| | 最大可搬重量 Maximum Payload | 水平使用 (kg) Horizontal (kg) | 30 | 45 | 60 |
| | | 垂直使用 (kg) Vertical (kg)※2 | 10 | 13 | 18 |
| | 导程 (mm) lead (mm) | | 140 | | |
| | 定格推力 (N) Rated thrust (N) | | 320 | | |
| | 标准行程 (mm) Stroke pitch (mm)※3 | | 150~3050mm/100 间隔 100 mm Pitch | | |
| 部品 Parts | AC伺服马达容量 (W) AC servo motor output (w) | | 750 | | |
| | 皮带宽度 (mm) Belt Width(mm) | | 30 | | |
| | 高刚性直线滑轨 (mm) High rigidity linear guide(mm) | | 20X17.5 | | |
| | 原点感应器 Home sensor | 外挂 Outside | 672(NPN) | | |

※1 马达加减速设定0.4秒。※1 Acceleration and deacceleration value is set 0.4 second.
※2 垂直使用时，若皮带断裂，承载物会有掉落的危险，请留意。
※2 Notice, if the belt breaks, the moving parts will fall when the application is vertical.
※3 滑台未安装减速机时，导程为110。※3 Lead is 110mm without gearbox.

## 速度-荷重曲线图 Acceleration-payload relationship

水平使用 Horizontal

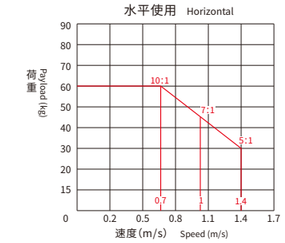


垂直使用 Vertically

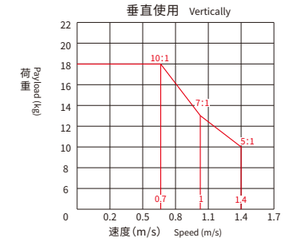


## 容许负载力矩表 N.m Allowable overhang

各行程M5后装螺帽数量 M5 nuts Qty.(by stroke)

| 有效行程 Stroke | 数量 Quantity | 有效行程 Stroke | 数量 Quantity |
|---|---|---|---|
| 150~500 | 4 | 2600~3050 | 14 |

※滑台标准固定方式为下锁式，使用M5后装螺帽固定。
※Standard mounting method is fix from the bottom, using the M5 bolt and nut.

## 安装示意图 Installation diagram

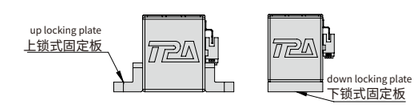


※上锁式固定板非标准品，若有需求请另外追加选购。
※Top fixing plate is optional.

## 容许负载力矩表 N.m Allowable overhang

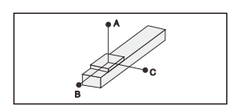


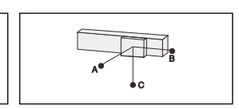


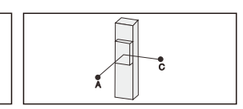


(单位Unit:mm)

| 水平安装 Horizomtal installation | | A | B | C |
|---|---|---|---|---|
| 5:1 | 10kg | 908 | 288 | 48 |
| | 15kg | 558 | 168 | 30 |
| | 30kg | 408 | 118 | 23 |
| 7:1 | 15kg | 758 | 168 | 30 |
| | 25kg | 575 | 123 | 24 |
| | 45kg | 420 | 93 | 20 |
| 10:1 | 18kg | 908 | 148 | 28 |
| | 30kg | 708 | 113 | 23 |
| | 60kg | 558 | 83 | 18 |

(单位Unit:mm)

| 侧面安装 Side mounting | | A | B | C |
|---|---|---|---|---|
| 5:1 | 10kg | 48 | 288 | 908 |
| | 15kg | 30 | 168 | 608 |
| | 30kg | 23 | 118 | 408 |
| 7:1 | 15kg | 30 | 168 | 758 |
| | 25kg | 23 | 118 | 583 |
| | 45kg | 20 | 88 | 458 |
| 10:1 | 18kg | 28 | 148 | 958 |
| | 30kg | 23 | 113 | 758 |
| | 60kg | 18 | 83 | 608 |

(单位Unit:mm)

| 垂直安装 Vertical installation | | A | C |
|---|---|---|---|
| 5:1 | 3kg | 1258 | 1258 |
| | 6kg | 658 | 658 |
| | 13kg | 458 | 458 |
| 7:1 | 5kg | 608 | 608 |
| | 8kg | 488 | 488 |
| | 15kg | 408 | 408 |
| 10:1 | 5kg | 558 | 558 |
| | 10kg | 458 | 458 |
| | 18kg | 358 | 358 |

## 静态容许负载惯量 Static loading moment

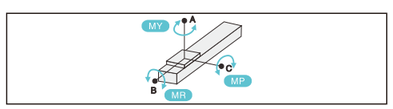


(单位Unit:N.m)

| | |
|---|---|
| MY | 760 |
| MP | 760 |
| MR | 100 |

*力矩表所表示的数据，代表重心。
The torque value in the chart indicate the center of gravity.
*符合型录规范的正常试用下，保证寿命为10000公里。
Operation life is 10,000km when the product is using under the specified conditions.
*倒吊使用无法套用标准规范，如有需求请咨询我司业务。
The standard specification cannot be applied to the use of inverted crane. Please consult our business if necessary.

## 电机外置左侧/电机外置右侧
Motor external left side / Motor external right side

### ML 电机外置左侧 Motor external left side

单位:Unit: mm

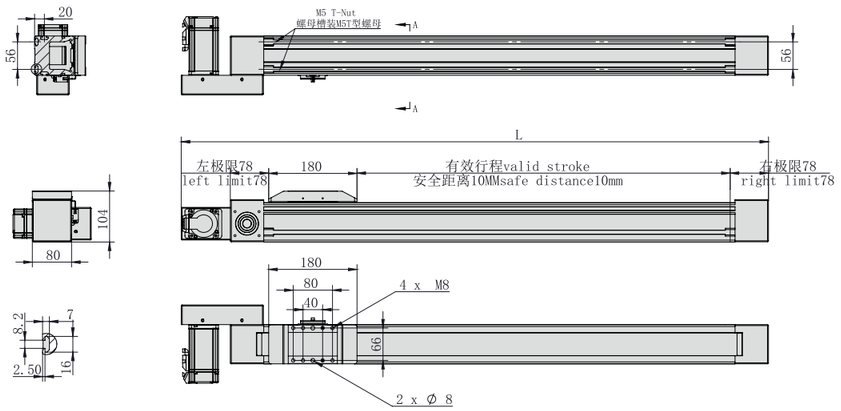


*不含电机和安装板重量 *Excluding motor and mounting plate weight

| 有效行程 Stroke | 150 | 250 | 350 | 450 | 550 | 650 | 750 | 850 | 950 | 1050 | 1150 | 1250 | 1350 | 1450 | 1550 |
|---|---|---|---|---|---|---|---|---|---|---|---|---|---|---|---|
| L | 596 | 696 | 796 | 896 | 996 | 1096 | 1196 | 1296 | 1396 | 1496 | 1596 | 1696 | 1796 | 1896 | 1996 |
| KG | 10.1 | 11 | 11.9 | 12.8 | 13.7 | 14.6 | 15.5 | 16.4 | 17.3 | 18.2 | 19.1 | 20 | 20.9 | 21.8 | 22.7 |

| 有效行程 Stroke | 1650 | 1750 | 1850 | 1950 | 2050 | 2150 | 2250 | 2350 | 2450 | 2550 | 2650 | 2750 | 2850 | 2950 | 3050 |
|---|---|---|---|---|---|---|---|---|---|---|---|---|---|---|---|
| L | 2096 | 2196 | 2296 | 2396 | 2496 | 2596 | 2696 | 2796 | 2896 | 2996 | 3096 | 3196 | 3296 | 3396 | 3496 |
| KG | 23.6 | 24.5 | 25.4 | 26.3 | 27.2 | 28.1 | 29 | 29.9 | 30.8 | 31.7 | 32.6 | 33.5 | 34.4 | 35.3 | 36.2 |

### MR 电机外置右侧 Motor external right side

单位:Unit: mm

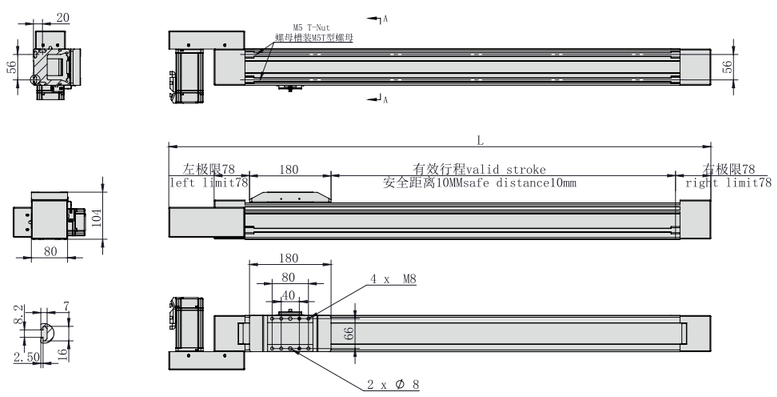


*不含电机和安装板重量 *Excluding motor and mounting plate weight

| 有效行程 Stroke | 150 | 250 | 350 | 450 | 550 | 650 | 750 | 850 | 950 | 1050 | 1150 | 1250 | 1350 | 1450 | 1550 |
|---|---|---|---|---|---|---|---|---|---|---|---|---|---|---|---|
| L | 596 | 696 | 796 | 896 | 996 | 1096 | 1196 | 1296 | 1396 | 1496 | 1596 | 1696 | 1796 | 1896 | 1996 |
| KG | 10.1 | 11 | 11.9 | 12.8 | 13.7 | 14.6 | 15.5 | 16.4 | 17.3 | 18.2 | 19.1 | 20 | 20.9 | 21.8 | 22.7 |

| 有效行程 Stroke | 1650 | 1750 | 1850 | 1950 | 2050 | 2150 | 2250 | 2350 | 2450 | 2550 | 2650 | 2750 | 2850 | 2950 | 3050 |
|---|---|---|---|---|---|---|---|---|---|---|---|---|---|---|---|
| L | 2096 | 2196 | 2296 | 2396 | 2496 | 2596 | 2696 | 2796 | 2896 | 2996 | 3096 | 3196 | 3296 | 3396 | 3496 |
| KG | 23.6 | 24.5 | 25.4 | 26.3 | 27.2 | 28.1 | 29 | 29.9 | 30.8 | 31.7 | 32.6 | 33.5 | 34.4 | 35.3 | 36.2 |

## 电机外置左下/电机外置左上
Motor external lower left /Motor external upper left

### LP 电机外置左下 Motor external lower left

单位:Unit: mm

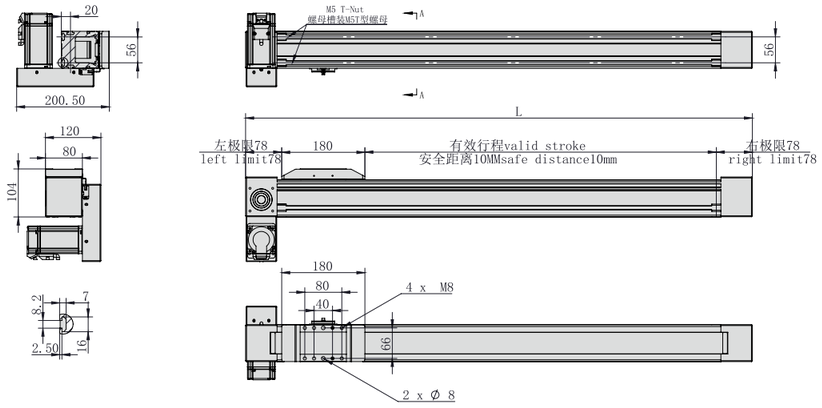


*不含电机和安装板重量 *Excluding motor and mounting plate weight

| 有效行程 Stroke | 150 | 250 | 350 | 450 | 550 | 650 | 750 | 850 | 950 | 1050 | 1150 | 1250 | 1350 | 1450 | 1550 |
|---|---|---|---|---|---|---|---|---|---|---|---|---|---|---|---|
| L | 496 | 596 | 696 | 796 | 896 | 996 | 1096 | 1196 | 1296 | 1396 | 1496 | 1596 | 1696 | 1796 | 1896 |
| KG | 10.1 | 11 | 11.9 | 12.8 | 13.7 | 14.6 | 15.5 | 16.4 | 17.3 | 18.2 | 19.1 | 20 | 20.9 | 21.8 | 22.7 |

| 有效行程 Stroke | 1650 | 1750 | 1850 | 1950 | 2050 | 2150 | 2250 | 2350 | 2450 | 2550 | 2650 | 2750 | 2850 | 2950 | 3050 |
|---|---|---|---|---|---|---|---|---|---|---|---|---|---|---|---|
| L | 1996 | 2096 | 2196 | 2296 | 2396 | 2496 | 2596 | 2696 | 2796 | 2896 | 2996 | 3096 | 3196 | 3296 | 3396 |
| KG | 23.6 | 24.5 | 25.4 | 26.3 | 27.2 | 28.1 | 29 | 29.9 | 30.8 | 31.7 | 32.6 | 33.5 | 34.4 | 35.3 | 36.2 |

### LU 电机外置左上 Motor external upper left

单位:Unit: mm

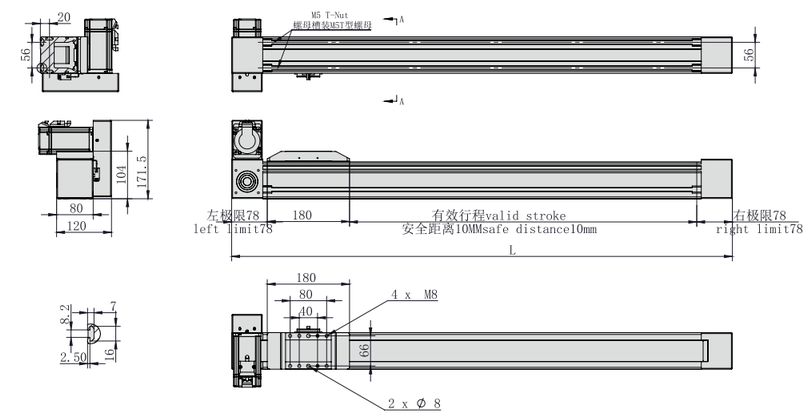


*不含电机和安装板重量 *Excluding motor and mounting plate weight

| 有效行程 Stroke | 150 | 250 | 350 | 450 | 550 | 650 | 750 | 850 | 950 | 1050 | 1150 | 1250 | 1350 | 1450 | 1550 |
|---|---|---|---|---|---|---|---|---|---|---|---|---|---|---|---|
| L | 496 | 596 | 696 | 796 | 896 | 996 | 1096 | 1196 | 1296 | 1396 | 1496 | 1596 | 1696 | 1796 | 1896 |
| KG | 10.1 | 11 | 11.9 | 12.8 | 13.7 | 14.6 | 15.5 | 16.4 | 17.3 | 18.2 | 19.1 | 20 | 20.9 | 21.8 | 22.7 |

| 有效行程 Stroke | 1650 | 1750 | 1850 | 1950 | 2050 | 2150 | 2250 | 2350 | 2450 | 2550 | 2650 | 2750 | 2850 | 2950 | 3050 |
|---|---|---|---|---|---|---|---|---|---|---|---|---|---|---|---|
| L | 1996 | 2096 | 2196 | 2296 | 2396 | 2496 | 2596 | 2696 | 2796 | 2896 | 2996 | 3096 | 3196 | 3296 | 3396 |
| KG | 23.6 | 24.5 | 25.4 | 26.3 | 27.2 | 28.1 | 29 | 29.9 | 30.8 | 31.7 | 32.6 | 33.5 | 34.4 | 35.3 | 36.2 |

玖钧传动 Motion Control

## 电机外置右下/电机外置右上
Motor external lower right /Motor external upper right

### RP 电机外置右下 Motor external lower right

单位:Unit: mm

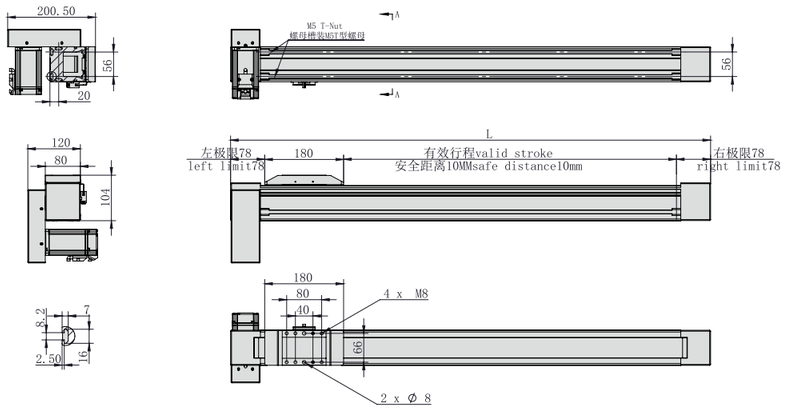


*不含电机和安装板重量 *Excluding motor and mounting plate weight

| 有效行程 Stroke | 150 | 250 | 350 | 450 | 550 | 650 | 750 | 850 | 950 | 1050 | 1150 | 1250 | 1350 | 1450 | 1550 |
|---|---|---|---|---|---|---|---|---|---|---|---|---|---|---|---|
| L | 496 | 596 | 696 | 796 | 896 | 996 | 1096 | 1196 | 1296 | 1396 | 1496 | 1596 | 1696 | 1796 | 1896 |
| KG | 10.1 | 11 | 11.9 | 12.8 | 13.7 | 14.6 | 15.5 | 16.4 | 17.3 | 18.2 | 19.1 | 20 | 20.9 | 21.8 | 22.7 |

| 有效行程 Stroke | 1650 | 1750 | 1850 | 1950 | 2050 | 2150 | 2250 | 2350 | 2450 | 2550 | 2650 | 2750 | 2850 | 2950 | 3050 |
|---|---|---|---|---|---|---|---|---|---|---|---|---|---|---|---|
| L | 1996 | 2096 | 2196 | 2296 | 2396 | 2496 | 2596 | 2696 | 2796 | 2896 | 2996 | 3096 | 3196 | 3296 | 3396 |
| KG | 23.6 | 24.5 | 25.4 | 26.3 | 27.2 | 28.1 | 29 | 29.9 | 30.8 | 31.7 | 32.6 | 33.5 | 34.4 | 35.3 | 36.2 |

### RU 电机外置右上 Motor external upper right

单位:Unit: mm

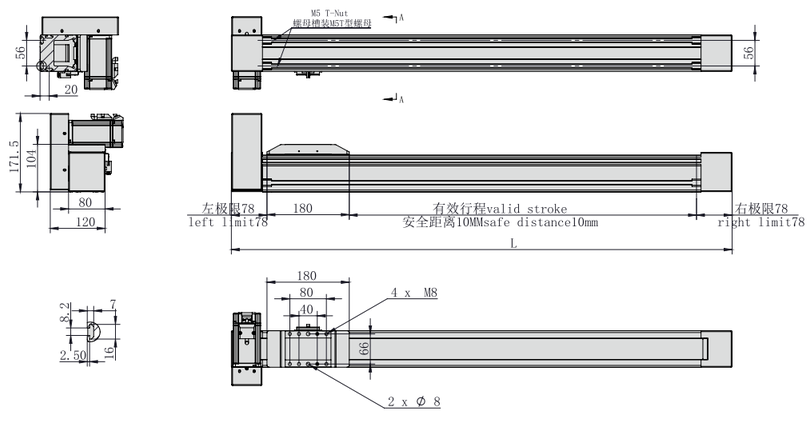


*不含电机和安装板重量 *Excluding motor and mounting plate weight

| 有效行程 Stroke | 150 | 250 | 350 | 450 | 550 | 650 | 750 | 850 | 950 | 1050 | 1150 | 1250 | 1350 | 1450 | 1550 |
|---|---|---|---|---|---|---|---|---|---|---|---|---|---|---|---|
| L | 496 | 596 | 696 | 796 | 896 | 996 | 1096 | 1196 | 1296 | 1396 | 1496 | 1596 | 1696 | 1796 | 1896 |
| KG | 10.1 | 11 | 11.9 | 12.8 | 13.7 | 14.6 | 15.5 | 16.4 | 17.3 | 18.2 | 19.1 | 20 | 20.9 | 21.8 | 22.7 |

| 有效行程 Stroke | 1650 | 1750 | 1850 | 1950 | 2050 | 2150 | 2250 | 2350 | 2450 | 2550 | 2650 | 2750 | 2850 | 2950 | 3050 |
|---|---|---|---|---|---|---|---|---|---|---|---|---|---|---|---|
| L | 1996 | 2096 | 2196 | 2296 | 2396 | 2496 | 2596 | 2696 | 2796 | 2896 | 2996 | 3096 | 3196 | 3296 | 3396 |
| KG | 23.6 | 24.5 | 25.4 | 26.3 | 27.2 | 28.1 | 29 | 29.9 | 30.8 | 31.7 | 32.6 | 33.5 | 34.4 | 35.3 | 36.2 |

## MEMO

# 全封闭皮带模组 Full-Sealing Belt Driven Linear Actuator

# OCB100




此图仅供参考，出货规格详见尺寸图面
This picture for reference only, specs details according with the drawing.

| 最大行程 Max Stroke | 最高速度 Max Speed | 马达容量 Motor Output | 皮带宽度 Belt Width | 直线滑轨 Linear Guide |
|---|---|---|---|---|
| 3050mm | 5000mm/s | 750W | 50mm | 30X23-1支 |

## 型号表达方式 Ordering method

**TPA-OCB-100-192-L3050-MR-Y-P75B-N3-F**

- 品牌名称 Brand
- H 日规模组 Ball Screw Linear Module
- O 欧规模组 Belt Linear Module
- E 电动缸 Electric Cylinder
- L 直线电机 Linear Motor
- K 钢基模组 Steel Linear Module
- G 内嵌式模组 Built-in Rail Type
- D 简易模组 Splinde Linear Unit
- M 直驱旋转电机 Rotary Motor
- N 半封闭 Semi Seal
- C 全封闭 Full Seal
- 皮带 Belt
- 本体宽度 Body Width: 60, 80, 100, 120, 140
- 导程 Lead: 192mm
- 行程 Stroke: 150-3050mm (间隔100mm) Gap 100mm
- 电机方向 Motor direction
  - DL 电机左侧
  - DR 电机右侧
  - MR 电机外置右折
  - ML 电机外置左折
  - LP 电机外置左侧下方
  - LU 电机外置左侧上方
  - RP 电机外置右侧下方
  - RU 电机外置右侧上方
  - DL Motor left side
  - DR Motor right side
  - MR Motor external right side
  - ML Motor external left side
  - LP Motor external lower left
  - LU Motor external upper left
  - RP Motor external lower right
  - RU Motor external upper right
- Y：螺纹孔 G：沉头孔 Y: threaded hole G: countersunk hole
- 电机品牌 Motor brand
  - P 松下 Panasonic
  - M 三菱 Mitsubishi
  - Y 安川 Yaskawa
  - H 禾川 HCFA
  - T 台达 Delta
  - J 减速机 Reducer
- 电机功率 Motor power: 20：200W, 40：400W, 75：750W, 1K：1000W
- 刹车 Brake
- 光电类型 Photoelectric Mode: N：NPN, P：PNP
- 数量 Quantity: 1PCS, 2PCS, 3PCS, 无标记：无 None
- 客制/特殊加工 Custom/special processing

## 产品性能参数如下 Product performance parameters are as follows

| | | | | | |
|---|---|---|---|---|---|
| 规格 Spec | 重复定位精度(mm) Repeated positioning accuracy (mm) | | ±0.05 | | |
| | 马达转速 (mm) Rated Speed (rpm/min) | | 5:1 | 7:1 | 10:1 |
| | 最高速度 (mm/s) ※1 Maximum speed (mm/s) | | 1920 | 1371 | 960 |
| | 最大可搬重量 Maximum Payload | 水平使用 (kg) Horizontal (kg) | 50 | 70 | 90 |
| | | 垂直使用 (kg) Vertical (kg) ※2 | 20 | 40 | 50 |
| | 导程 (mm) lead (mm) | | 192 | | |
| | 定格推力 (N) Rated thrust (N) | | 420 | | |
| | 标准行程 (mm) Stroke pitch (mm) ※3 | | 150~3050mm/100 间隔 100 mm Pitch | | |
| 部品 Parts | AC伺服马达容量 (W) AC servo motor output (w) | | 750 | | |
| | 皮带宽度 (mm) Belt Width(mm) | | 50 | | |
| | 高刚性直线滑轨 (mm) High rigidity linear guide(mm) | | 30X23 | | |
| | 原点感应器 Home sensor | 外挂 Outside | 672(NPN) | | |

※1 马达加减速设定0.4秒。※1 Acceleration and deacceleration value is set 0.4 second.
※2 垂直使用时，若皮带断裂，承载物会有掉落的危险，请留意。
※2 Notice, if the belt breaks, the moving parts will fall when the application is vertical.
※3 滑台未安装减速机时，导程为110。※3 Lead is 110mm without gearbox.

## 速度-荷重曲线图 Acceleration-payload relationship

水平使用 Horizontal

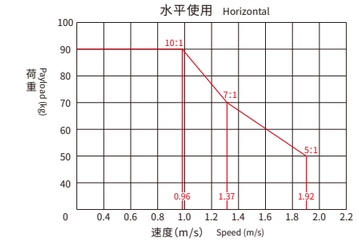


垂直使用 Vertically

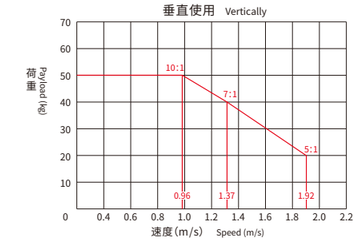


## 容许负载力矩表 N.m Allowable overhang

各行程M5后装螺帽数量 M5 nuts Qty.(by stroke)

| 有效行程 Stroke | 数量 Quantity | 有效行程 Stroke | 数量 Quantity |
|---|---|---|---|
| 150~500 | 4 | 2600~3050 | 14 |

※滑台标准固定方式为下锁式，使用M5后装螺帽固定。
※Standard mounting method is fix from the bottom, using the M5 bolt and nut.

## 安装示意图 Installation diagram

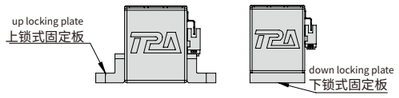


※上锁式固定板非标准品，若有需求请另外追加选购。
※Top fixing plate is optional.

## 容许负载力矩表 N.m Allowable overhang

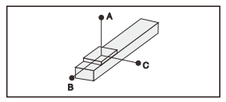


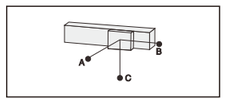


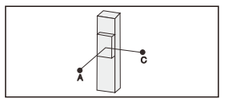


(单位Unit:mm)

| 水平安装 Horizontal installation | | A | B | C |
|---|---|---|---|---|
| 5:1 | 25kg | 908 | 288 | 48 |
| | 35kg | 558 | 168 | 30 |
| | 50kg | 408 | 118 | 23 |
| 7:1 | 28kg | 758 | 168 | 30 |
| | 40kg | 575 | 123 | 24 |
| | 70kg | 420 | 93 | 20 |
| 10:1 | 30kg | 908 | 148 | 28 |
| | 45kg | 708 | 113 | 23 |
| | 90kg | 558 | 83 | 18 |

(单位Unit:mm)

| 侧面安装 Side mounting | | A | B | C |
|---|---|---|---|---|
| 5:1 | 25kg | 48 | 288 | 908 |
| | 35kg | 30 | 168 | 608 |
| | 50kg | 23 | 118 | 408 |
| 7:1 | 28kg | 30 | 168 | 758 |
| | 40kg | 23 | 118 | 583 |
| | 70kg | 20 | 88 | 458 |
| 10:1 | 30kg | 28 | 148 | 958 |
| | 45kg | 23 | 113 | 758 |
| | 90kg | 18 | 83 | 608 |

(单位Unit:mm)

| 垂直安装 Vertical installation | | A | C |
|---|---|---|---|
| 5:1 | 5kg | 1258 | 1258 |
| | 10kg | 658 | 658 |
| | 20kg | 458 | 458 |
| 7:1 | 6kg | 608 | 608 |
| | 12kg | 488 | 488 |
| | 40kg | 408 | 408 |
| 10:1 | 6kg | 558 | 558 |
| | 13kg | 458 | 458 |
| | 50kg | 358 | 358 |

## 静态容许负载惯量 Static loading moment

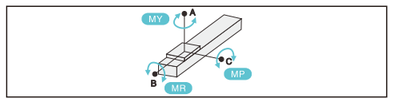


(单位Unit:N.m)

| | |
|---|---|
| MY | 900 |
| MP | 900 |
| MR | 200 |

*力矩表所表示的数据，代表重心。
The torque value in the chart indicate the center of gravity.
*符合型录规范的正常试用下，保证寿命为10000公里。
Operation life is 10,000km when the product is using under the specified conditions.
*倒吊使用无法套用标准规范，如有需求请咨询我司业务。
The standard specification cannot be applied to the use of inverted crane. Please consult our business if necessary.

玖钧传动 Motion Control



## 电机外置左侧/电机外置右侧
Motor external left side / Motor external right side

### ML 电机外置左侧 Motor external left side

单位:Unit: mm

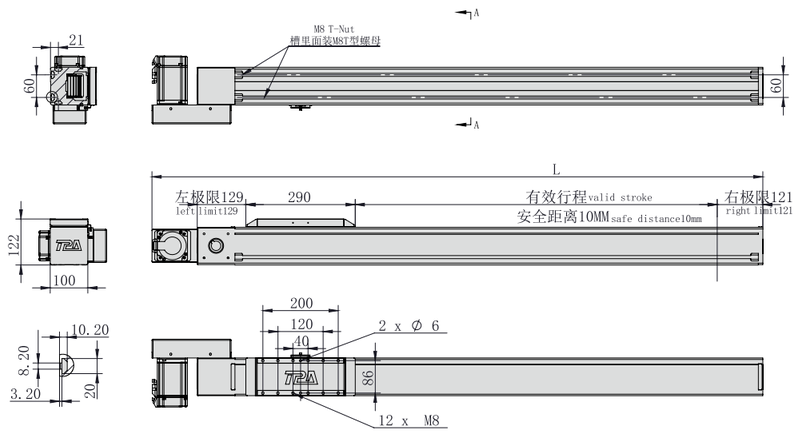


*不含电机和安装板重量 *Excluding motor and mounting plate weight

| 有效行程 Stroke | 150 | 250 | 350 | 450 | 550 | 650 | 750 | 850 | 950 | 1050 | 1150 | 1250 | 1350 | 1450 | 1550 |
|---|---|---|---|---|---|---|---|---|---|---|---|---|---|---|---|
| L | 820 | 920 | 1020 | 1120 | 1220 | 1320 | 1420 | 1520 | 1620 | 1720 | 1820 | 1920 | 2020 | 2120 | 2220 |
| KG | 16 | 17.5 | 19 | 20.5 | 22 | 23.5 | 25 | 26.5 | 28 | 29.5 | 31 | 32.5 | 34 | 35.5 | 37 |

| 有效行程 Stroke | 1650 | 1750 | 1850 | 1950 | 2050 | 2150 | 2250 | 2350 | 2450 | 2550 | 2650 | 2750 | 2850 | 2950 | 3050 |
|---|---|---|---|---|---|---|---|---|---|---|---|---|---|---|---|
| L | 2320 | 2420 | 2520 | 2620 | 2720 | 2820 | 2920 | 3020 | 3120 | 3220 | 3320 | 3420 | 3520 | 3620 | 3720 |
| KG | 38.5 | 40 | 41.5 | 43 | 44.5 | 46 | 47.5 | 49 | 50.5 | 52 | 53.5 | 55 | 56.5 | 58 | 59.5 |

### MR 电机外置右侧 Motor external right side

单位:Unit: mm

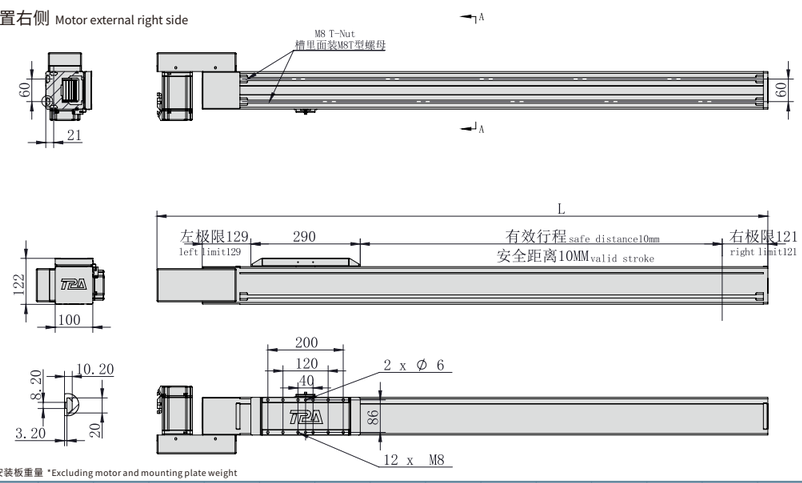


*不含电机和安装板重量 *Excluding motor and mounting plate weight

| 有效行程 Stroke | 150 | 250 | 350 | 450 | 550 | 650 | 750 | 850 | 950 | 1050 | 1150 | 1250 | 1350 | 1450 | 1550 |
|---|---|---|---|---|---|---|---|---|---|---|---|---|---|---|---|
| L | 820 | 920 | 1020 | 1120 | 1220 | 1320 | 1420 | 1520 | 1620 | 1720 | 1820 | 1920 | 2020 | 2120 | 2220 |
| KG | 16 | 17.5 | 19 | 20.5 | 22 | 23.5 | 25 | 26.5 | 28 | 29.5 | 31 | 32.5 | 34 | 35.5 | 37 |

| 有效行程 Stroke | 1650 | 1750 | 1850 | 1950 | 2050 | 2150 | 2250 | 2350 | 2450 | 2550 | 2650 | 2750 | 2850 | 2950 | 3050 |
|---|---|---|---|---|---|---|---|---|---|---|---|---|---|---|---|
| L | 2320 | 2420 | 2520 | 2620 | 2720 | 2820 | 2920 | 3020 | 3120 | 3220 | 3320 | 3420 | 3520 | 3620 | 3720 |
| KG | 38.5 | 40 | 41.5 | 43 | 44.5 | 46 | 47.5 | 49 | 50.5 | 52 | 53.5 | 55 | 56.5 | 58 | 59.5 |

## 电机外置左下/电机外置左上
Motor external lower left /Motor external upper left

### LP 电机外置左下 Motor external lower left

单位:Unit: mm

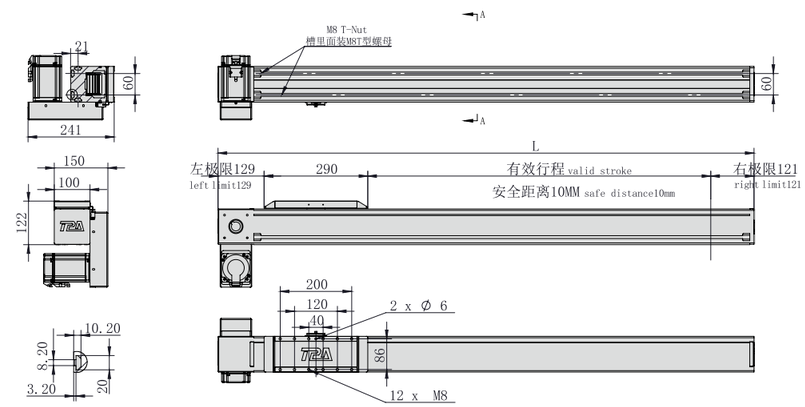


*不含电机和安装板重量 *Excluding motor and mounting plate weight

| 有效行程 Stroke | 150 | 250 | 350 | 450 | 550 | 650 | 750 | 850 | 950 | 1050 | 1150 | 1250 | 1350 | 1450 | 1550 |
|---|---|---|---|---|---|---|---|---|---|---|---|---|---|---|---|
| L | 700 | 800 | 900 | 1000 | 1100 | 1200 | 1300 | 1400 | 1500 | 1600 | 1700 | 1800 | 1900 | 2000 | 2100 |
| KG | 16 | 17.5 | 19 | 20.5 | 22 | 23.5 | 25 | 26.5 | 28 | 29.5 | 31 | 32.5 | 34 | 35.5 | 37 |

| 有效行程 Stroke | 1650 | 1750 | 1850 | 1950 | 2050 | 2150 | 2250 | 2350 | 2450 | 2550 | 2650 | 2750 | 2850 | 2950 | 3050 |
|---|---|---|---|---|---|---|---|---|---|---|---|---|---|---|---|
| L | 2200 | 2300 | 2400 | 2500 | 2600 | 2700 | 2800 | 2900 | 3000 | 3100 | 3200 | 3300 | 3400 | 3500 | 3600 |
| KG | 38.5 | 40 | 41.5 | 43 | 44.5 | 46 | 47.5 | 49 | 50.5 | 52 | 53.5 | 55 | 56.5 | 58 | 59.5 |

### LU 电机外置左上 Motor external upper left

单位:Unit: mm

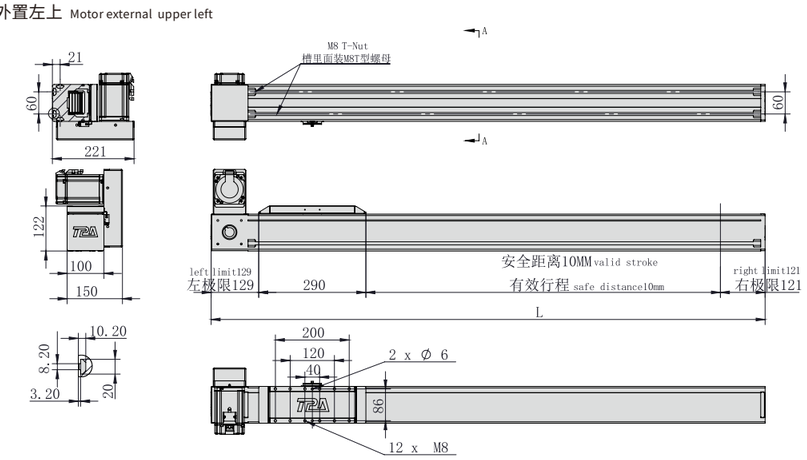


*不含电机和安装板重量 *Excluding motor and mounting plate weight

| 有效行程 Stroke | 150 | 250 | 350 | 450 | 550 | 650 | 750 | 850 | 950 | 1050 | 1150 | 1250 | 1350 | 1450 | 1550 |
|---|---|---|---|---|---|---|---|---|---|---|---|---|---|---|---|
| L | 700 | 800 | 900 | 1000 | 1100 | 1200 | 1300 | 1400 | 1500 | 1600 | 1700 | 1800 | 1900 | 2000 | 2100 |
| KG | 16 | 17.5 | 19 | 20.5 | 22 | 23.5 | 25 | 26.5 | 28 | 29.5 | 31 | 32.5 | 34 | 35.5 | 37 |

| 有效行程 Stroke | 1650 | 1750 | 1850 | 1950 | 2050 | 2150 | 2250 | 2350 | 2450 | 2550 | 2650 | 2750 | 2850 | 2950 | 3050 |
|---|---|---|---|---|---|---|---|---|---|---|---|---|---|---|---|
| L | 2200 | 2300 | 2400 | 2500 | 2600 | 2700 | 2800 | 2900 | 3000 | 3100 | 3200 | 3300 | 3400 | 3500 | 3600 |
| KG | 38.5 | 40 | 41.5 | 43 | 44.5 | 46 | 47.5 | 49 | 50.5 | 52 | 53.5 | 55 | 56.5 | 58 | 59.5 |

## 电机外置右下/电机外置右上
Motor external lower right /Motor external upper right

### RP 电机外置右下 Motor external lower right

单位:Unit: mm

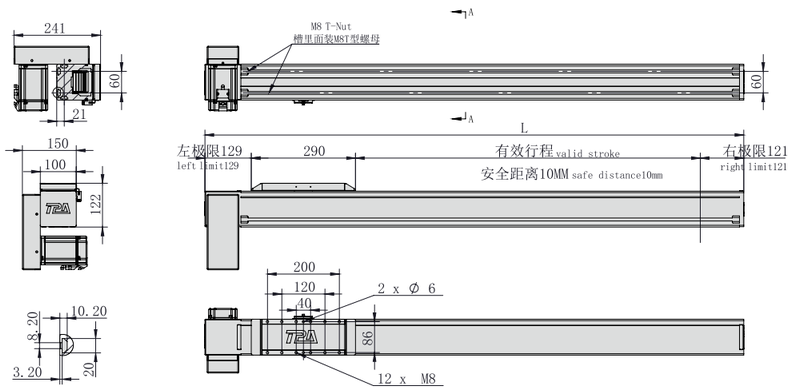


*不含电机和安装板重量 *Excluding motor and mounting plate weight

| 有效行程 Stroke | 150 | 250 | 350 | 450 | 550 | 650 | 750 | 850 | 950 | 1050 | 1150 | 1250 | 1350 | 1450 | 1550 |
|---|---|---|---|---|---|---|---|---|---|---|---|---|---|---|---|
| L | 700 | 800 | 900 | 1000 | 1100 | 1200 | 1300 | 1400 | 1500 | 1600 | 1700 | 1800 | 1900 | 2000 | 2100 |
| KG | 16 | 17.5 | 19 | 20.5 | 22 | 23.5 | 25 | 26.5 | 28 | 29.5 | 31 | 32.5 | 34 | 35.5 | 37 |

| 有效行程 Stroke | 1650 | 1750 | 1850 | 1950 | 2050 | 2150 | 2250 | 2350 | 2450 | 2550 | 2650 | 2750 | 2850 | 2950 | 3050 |
|---|---|---|---|---|---|---|---|---|---|---|---|---|---|---|---|
| L | 2200 | 2300 | 2400 | 2500 | 2600 | 2700 | 2800 | 2900 | 3000 | 3100 | 3200 | 3300 | 3400 | 3500 | 3600 |
| KG | 38.5 | 40 | 41.5 | 43 | 44.5 | 46 | 47.5 | 49 | 50.5 | 52 | 53.5 | 55 | 56.5 | 58 | 59.5 |

### RU 电机外置右上 Motor external upper right

单位:Unit: mm

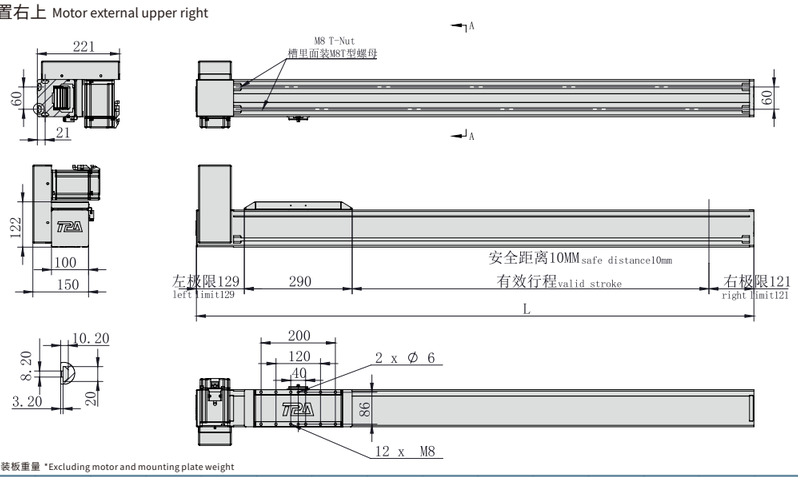


*不含电机和安装板重量 *Excluding motor and mounting plate weight

| 有效行程 Stroke | 150 | 250 | 350 | 450 | 550 | 650 | 750 | 850 | 950 | 1050 | 1150 | 1250 | 1350 | 1450 | 1550 |
|---|---|---|---|---|---|---|---|---|---|---|---|---|---|---|---|
| L | 700 | 800 | 900 | 1000 | 1100 | 1200 | 1300 | 1400 | 1500 | 1600 | 1700 | 1800 | 1900 | 2000 | 2100 |
| KG | 16 | 17.5 | 19 | 20.5 | 22 | 23.5 | 25 | 26.5 | 28 | 29.5 | 31 | 32.5 | 34 | 35.5 | 37 |

| 有效行程 Stroke | 1650 | 1750 | 1850 | 1950 | 2050 | 2150 | 2250 | 2350 | 2450 | 2550 | 2650 | 2750 | 2850 | 2950 | 3050 |
|---|---|---|---|---|---|---|---|---|---|---|---|---|---|---|---|
| L | 2200 | 2300 | 2400 | 2500 | 2600 | 2700 | 2800 | 2900 | 3000 | 3100 | 3200 | 3300 | 3400 | 3500 | 3600 |
| KG | 38.5 | 40 | 41.5 | 43 | 44.5 | 46 | 47.5 | 49 | 50.5 | 52 | 53.5 | 55 | 56.5 | 58 | 59.5 |

## MEMO

# 全封闭皮带模组 Full-Sealing Belt Driven Linear Actuator

# OCB120

玖钧传动 Motion Control




此图仅供参考，出货规格详见尺寸图面
This picture for reference only, specs details according with the drawing.

| 最大行程 Max Stroke | 最高速度 Max Speed | 马达容量 Motor Output | 皮带宽度 Belt Width | 直线滑轨 Linear Guide |
|---|---|---|---|---|
| 4050mm | 5000mm/s | 750W | 50mm | 30X26-1支 |

## 型号表达方式 Ordering method

**TPA-OCB-120-224-L4050-MR-Y-P75B-N3-F**

- 品牌名称 Brand
- H 日规模组 Ball Screw Linear Module
- O 欧规模组 Belt Linear Module
- E 电动缸 Electric Cylinder
- L 直线电机 Linear Motor
- K 钢基模组 Steel Linear Module
- G 内嵌式模组 Built-in Rail Type
- D 简易模组 Splinde Linear Unit
- M 直驱旋转电机 Rotary Motor
- N 半封闭 Semi Seal
- C 全封闭 Full Seal
- 皮带 Belt
- 本体宽度 Body Width: 60, 80, 100, 120, 140
- 导程 Lead: 224mm
- 行程 Stroke: 150-4050mm (间隔100mm) Gap 100mm
- 电机方向 Motor direction
  - DL 电机左侧
  - DR 电机右侧
  - MR 电机外置右折
  - ML 电机外置左折
  - LP 电机外置左侧下方
  - LU 电机外置左侧上方
  - RP 电机外置右侧下方
  - RU 电机外置右侧上方
  - DL Motor left side
  - DR Motor right side
  - MR Motor external right side
  - ML Motor external left side
  - LP Motor external lower left
  - LU Motor external upper left
  - RP Motor external lower right
  - RU Motor external upper right
- Y：螺纹孔 Y: threaded hole
- G：沉头孔 G: countersunk hole
- 电机品牌 Motor brand
  - P 松下 Panasonic
  - M 三菱 Mitsubishi
  - Y 安川 Yaskawa
  - H 禾川 HCFA
  - T 台达 Delta
  - J 减速机 Reducer
- 电机功率 Motor power
  - 20：200W
  - 40：400W
  - 75：750W
  - 1K：1000W
- 刹车 Brake
- 光电类型 Photoelectric Mode
  - N：NPN
  - P：PNP
- 数量 Quantity
  - 1PCS
  - 2PCS
  - 3PCS
  - 无标记：无 None
- 客制/特殊加工 Custom/special processing



## 产品性能参数如下 Product performance parameters are as follows

| | | | | | |
|---|---|---|---|---|---|
| 规格 Spec | 重复定位精度(mm) Repeated positioning accuracy (mm) | | ±0.05 | | |
| | 马达转速 (mm) Rated Speed (rpm/min) | | 10:1 | 15:1 | 20:1 |
| | 最高速度 (mm/s) ※1 Maximum speed (mm/s) | | 1120 | 750 | 560 |
| | 最大可搬重量 Maximum Payload | 水平使用 (kg) Horizontal (kg) | 100 | 150 | 200 |
| | | 垂直使用 (kg) Vertical (kg) ※2 | 20 | 40 | 60 |
| | 导程 (mm) lead (mm) | | 224 | | |
| | 定格推力 (N) Rated thrust (N) | | 900 | | |
| | 标准行程 (mm) Stroke pitch (mm) ※3 | | 150~4050mm/100 间隔 100 mm Pitch | | |
| 部品 Parts | AC伺服马达容量 (W) AC servo motor output (w) | | 750 | | |
| | 皮带宽度 (mm) Belt Width(mm) | | 50 | | |
| | 高刚性直线滑轨 (mm) High rigidity linear guide(mm) | | 30X26 | | |
| | 原点感应器 Home sensor | 外挂 Outside | 672(NPN) | | |

※1 马达加减速设定0.4秒。※1 Acceleration and deacceleration value is set 0.4 second.
※2 垂直使用时，若皮带断裂，承载物会有掉落的危险，请留意。
※2 Notice, if the belt breaks, the moving parts will fall when the application is vertical.
※3 滑台未安装减速机时，导程为110。※3 Lead is 110mm without gearbox.

## 速度-荷重曲线图 Acceleration-payload relationship

水平使用 Horizontal

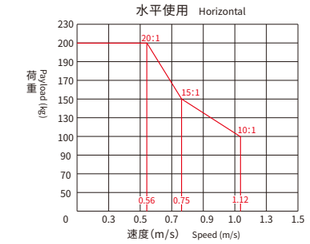


垂直使用 Vertically

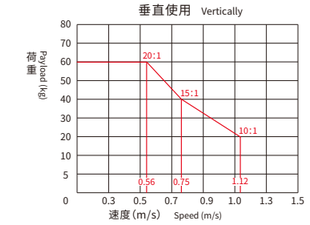


## 容许负载力矩表 N.m Allowable overhang

各行程M5后装螺帽数量 M5 nuts Qty.(by stroke)

| 有效行程 Stroke | 数量 Quantity | 有效行程 Stroke | 数量 Quantity |
|---|---|---|---|
| 100~500 | 4 | 2600~3000 | 14 |
| 600~1000 | 6 | 3100~3500 | 16 |
| 1100~1500 | 8 | 3600~4050 | 18 |

※滑台标准固定方式为下锁式，使用M5后装螺帽固定。
※Standard mounting method is fix from the bottom, using the M5 bolt and nut.

## 安装示意图 Installation diagram

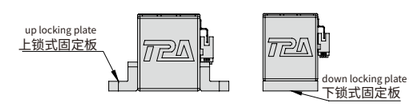


※上锁式固定板非标准品，若有需求请另外追加选购。
※Top fixing plate is optional.

## 容许负载力矩表 N.m Allowable overhang

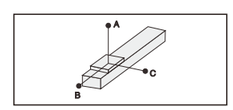


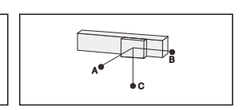


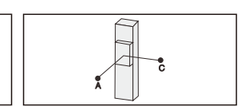


(单位Unit:mm)

| 水平安装 Horizontal installation | | A | B | C |
|---|---|---|---|---|
| 10:1 | 10kg | 618 | 71 | 95 |
| | 20kg | 418 | 31 | 45 |
| | 100kg | 257 | 12 | 25 |
| 15:1 | 25kg | 570 | 138 | 185 |
| | 35kg | 335 | 67 | 85 |
| | 150kg | 238 | 40 | 52 |
| 20:1 | 28kg | 304 | 114 | 130 |
| | 40kg | 209 | 67 | 80 |
| | 200kg | 166 | 52 | 60 |

(单位Unit:mm)

| 侧面安装 Side mounting | | A | B | C |
|---|---|---|---|---|
| 10:1 | 10kg | 618 | 71 | 95 |
| | 20kg | 418 | 31 | 45 |
| | 100kg | 257 | 12 | 25 |
| 15:1 | 25kg | 570 | 138 | 185 |
| | 35kg | 335 | 67 | 85 |
| | 150kg | 238 | 40 | 52 |
| 20:1 | 28kg | 304 | 114 | 130 |
| | 40kg | 209 | 67 | 80 |
| | 200kg | 166 | 52 | 60 |

(单位Unit:mm)

| 垂直安装 Vertical installation | | A | C |
|---|---|---|---|
| 10:1 | 3kg | 900 | 900 |
| | 6kg | 450 | 450 |
| | 20kg | 300 | 300 |
| 15:1 | 5kg | 900 | 900 |
| | 10kg | 450 | 450 |
| | 40kg | 300 | 300 |
| 20:1 | 6kg | 900 | 900 |
| | 12kg | 450 | 450 |
| | 60kg | 300 | 300 |

## 静态容许负载惯量 Static loading moment

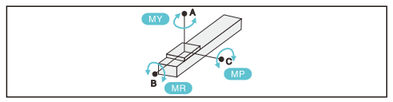


(单位Unit:N.m)

| | |
|---|---|
| MY | 1700 |
| MP | 1700 |
| MR | 500 |

*力矩表所表示的数据,代表重心。
The torque value in the chart indicate the center of gravity.
*符合型录规范的正常试用下,保证寿命为10000公里。
Operation life is 10,000km when the product is using under the specified conditions.
*倒吊使用无法套用标准规范,如有需求请咨询我司业务。
The standard specification cannot be applied to the use of inverted crane. Please consult our business if necessary.

玖钧传动 Motion Control



## 电机外置左侧/电机外置右侧
Motor external left side / Motor external right side

### ML 电机外置左侧 Motor external left side

单位:Unit: mm

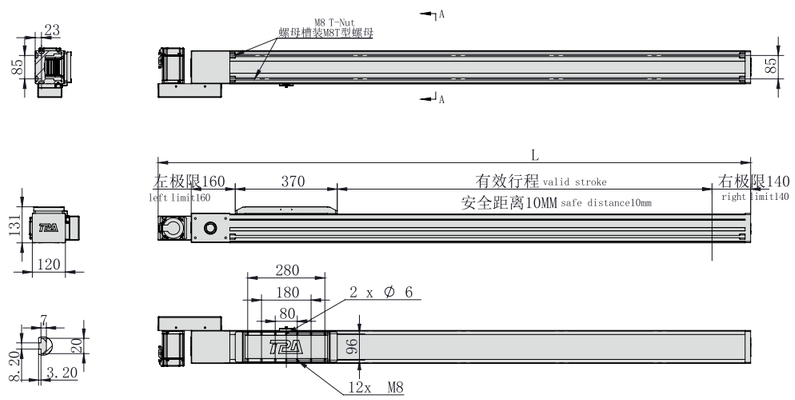


*不含电机和安装板重量 *Excluding motor and mounting plate weight

| 有效行程 Stroke | 150 | 250 | 350 | 450 | 550 | 650 | 750 | 850 | 950 | 1050 | 1150 | 1250 | 1350 | 1450 | 1550 | 1650 | 1750 | 1850 | 1950 | 2050 |
|---|---|---|---|---|---|---|---|---|---|---|---|---|---|---|---|---|---|---|---|---|
| L | 950 | 1050 | 1150 | 1250 | 1350 | 1450 | 1550 | 1650 | 1750 | 1850 | 1950 | 2050 | 2150 | 2250 | 2350 | 2450 | 2550 | 2650 | 2750 | 2850 |
| KG | 21.4 | 23 | 24.6 | 26.2 | 27.8 | 29.4 | 31 | 32.6 | 34.2 | 35.8 | 37.4 | 39 | 40.6 | 42.2 | 43.8 | 45.4 | 47 | 48.6 | 50.2 | 51.8 |

| 有效行程 Stroke | 2150 | 2250 | 2350 | 2450 | 2550 | 2650 | 2750 | 2850 | 2950 | 3050 | 3150 | 3250 | 3350 | 3450 | 3550 | 3650 | 3750 | 3850 | 3950 | 4050 |
|---|---|---|---|---|---|---|---|---|---|---|---|---|---|---|---|---|---|---|---|---|
| L | 2950 | 3050 | 3150 | 3250 | 3350 | 3450 | 3550 | 3650 | 3750 | 3850 | 3950 | 4050 | 4150 | 4250 | 4350 | 4450 | 4550 | 4650 | 4750 | 4850 |
| KG | 53.4 | 55 | 56.6 | 58.2 | 59.8 | 61.4 | 63 | 64.6 | 66.2 | 67.8 | 69.4 | 71 | 72.6 | 74.2 | 75.8 | 77.4 | 79 | 80.6 | 82.2 | 83.8 |

### MR 电机外置右侧 Motor external right side

单位:Unit: mm

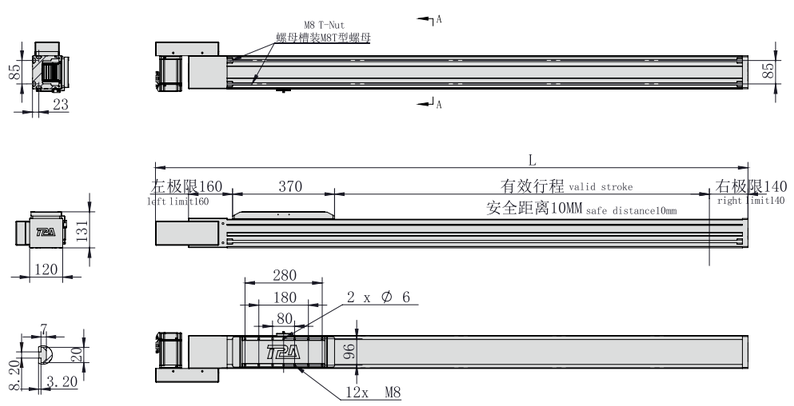


*不含电机和安装板重量 *Excluding motor and mounting plate weight

| 有效行程 Stroke | 150 | 250 | 350 | 450 | 550 | 650 | 750 | 850 | 950 | 1050 | 1150 | 1250 | 1350 | 1450 | 1550 | 1650 | 1750 | 1850 | 1950 | 2050 |
|---|---|---|---|---|---|---|---|---|---|---|---|---|---|---|---|---|---|---|---|---|
| L | 950 | 1050 | 1150 | 1250 | 1350 | 1450 | 1550 | 1650 | 1750 | 1850 | 1950 | 2050 | 2150 | 2250 | 2350 | 2450 | 2550 | 2650 | 2750 | 2850 |
| KG | 21.4 | 23 | 24.6 | 26.2 | 27.8 | 29.4 | 31 | 32.6 | 34.2 | 35.8 | 37.4 | 39 | 40.6 | 42.2 | 43.8 | 45.4 | 47 | 48.6 | 50.2 | 51.8 |

| 有效行程 Stroke | 2150 | 2250 | 2350 | 2450 | 2550 | 2650 | 2750 | 2850 | 2950 | 3050 | 3150 | 3250 | 3350 | 3450 | 3550 | 3650 | 3750 | 3850 | 3950 | 4050 |
|---|---|---|---|---|---|---|---|---|---|---|---|---|---|---|---|---|---|---|---|---|
| L | 2950 | 3050 | 3150 | 3250 | 3350 | 3450 | 3550 | 3650 | 3750 | 3850 | 3950 | 4050 | 4150 | 4250 | 4350 | 4450 | 4550 | 4650 | 4750 | 4850 |
| KG | 53.4 | 55 | 56.6 | 58.2 | 59.8 | 61.4 | 63 | 64.6 | 66.2 | 67.8 | 69.4 | 71 | 72.6 | 74.2 | 75.8 | 77.4 | 79 | 80.6 | 82.2 | 83.8 |

## 电机外置左下/电机外置左上
Motor external lower left /Motor external upper left

### LP 电机外置左下 Motor external lower left

单位:Unit: mm

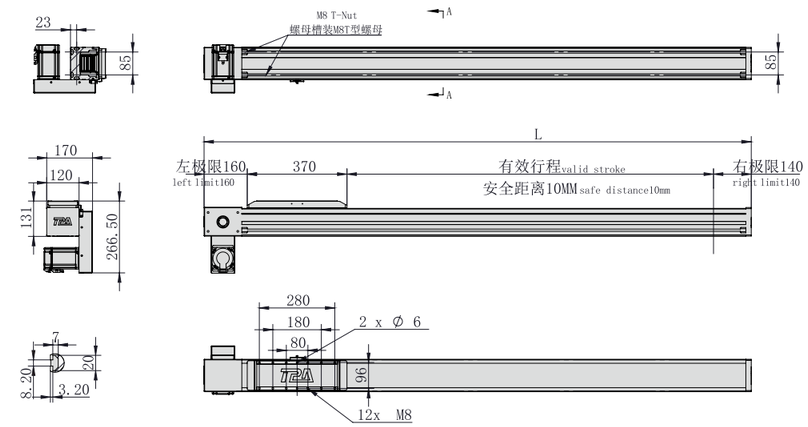


*不含电机和安装板重量 *Excluding motor and mounting plate weight

| 有效行程 Stroke | 150 | 250 | 350 | 450 | 550 | 650 | 750 | 850 | 950 | 1050 | 1150 | 1250 | 1350 | 1450 | 1550 | 1650 | 1750 | 1850 | 1950 | 2050 |
|---|---|---|---|---|---|---|---|---|---|---|---|---|---|---|---|---|---|---|---|---|
| L | 830 | 930 | 1030 | 1130 | 1230 | 1330 | 1430 | 1530 | 1630 | 1730 | 1830 | 1930 | 2030 | 2130 | 2230 | 2330 | 2430 | 2530 | 2630 | 2730 |
| KG | 21.4 | 23 | 24.6 | 26.2 | 27.8 | 29.4 | 31 | 32.6 | 34.2 | 35.8 | 37.4 | 39 | 40.6 | 42.2 | 43.8 | 45.4 | 47 | 48.6 | 50.2 | 51.8 |

| 有效行程 Stroke | 2150 | 2250 | 2350 | 2450 | 2550 | 2650 | 2750 | 2850 | 2950 | 3050 | 3150 | 3250 | 3350 | 3450 | 3550 | 3650 | 3750 | 3850 | 3950 | 4050 |
|---|---|---|---|---|---|---|---|---|---|---|---|---|---|---|---|---|---|---|---|---|
| L | 2830 | 2930 | 3030 | 3130 | 3230 | 3330 | 3430 | 3530 | 3630 | 3730 | 3830 | 3930 | 4030 | 4130 | 4230 | 4330 | 4430 | 4530 | 4630 | 4730 |
| KG | 53.4 | 55 | 56.6 | 58.2 | 59.8 | 61.4 | 63 | 64.6 | 66.2 | 67.8 | 69.4 | 71 | 72.6 | 74.2 | 75.8 | 77.4 | 79 | 80.6 | 82.2 | 83.8 |

### LU 电机外置左上 Motor external upper left

单位:Unit: mm

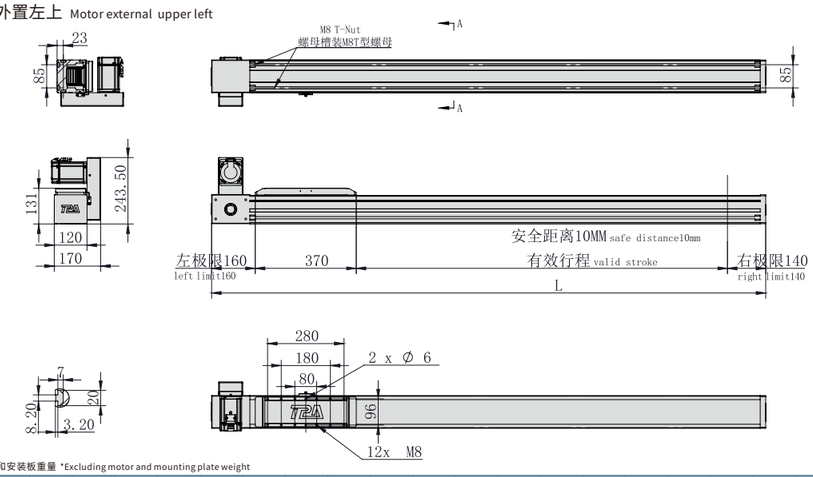


*不含电机和安装板重量 *Excluding motor and mounting plate weight

| 有效行程 Stroke | 150 | 250 | 350 | 450 | 550 | 650 | 750 | 850 | 950 | 1050 | 1150 | 1250 | 1350 | 1450 | 1550 | 1650 | 1750 | 1850 | 1950 | 2050 |
|---|---|---|---|---|---|---|---|---|---|---|---|---|---|---|---|---|---|---|---|---|
| L | 830 | 930 | 1030 | 1130 | 1230 | 1330 | 1430 | 1530 | 1630 | 1730 | 1830 | 1930 | 2030 | 2130 | 2230 | 2330 | 2430 | 2530 | 2630 | 2730 |
| KG | 21.4 | 23 | 24.6 | 26.2 | 27.8 | 29.4 | 31 | 32.6 | 34.2 | 35.8 | 37.4 | 39 | 40.6 | 42.2 | 43.8 | 45.4 | 47 | 48.6 | 50.2 | 51.8 |

| 有效行程 Stroke | 2150 | 2250 | 2350 | 2450 | 2550 | 2650 | 2750 | 2850 | 2950 | 3050 | 3150 | 3250 | 3350 | 3450 | 3550 | 3650 | 3750 | 3850 | 3950 | 4050 |
|---|---|---|---|---|---|---|---|---|---|---|---|---|---|---|---|---|---|---|---|---|
| L | 2830 | 2930 | 3030 | 3130 | 3230 | 3330 | 3430 | 3530 | 3630 | 3730 | 3830 | 3930 | 4030 | 4130 | 4230 | 4330 | 4430 | 4530 | 4630 | 4730 |
| KG | 53.4 | 55 | 56.6 | 58.2 | 59.8 | 61.4 | 63 | 64.6 | 66.2 | 67.8 | 69.4 | 71 | 72.6 | 74.2 | 75.8 | 77.4 | 79 | 80.6 | 82.2 | 83.8 |

## 电机外置右下/电机外置右上
Motor external lower right /Motor external upper right

### RP 电机外置右下 Motor external lower right

单位:Unit: mm

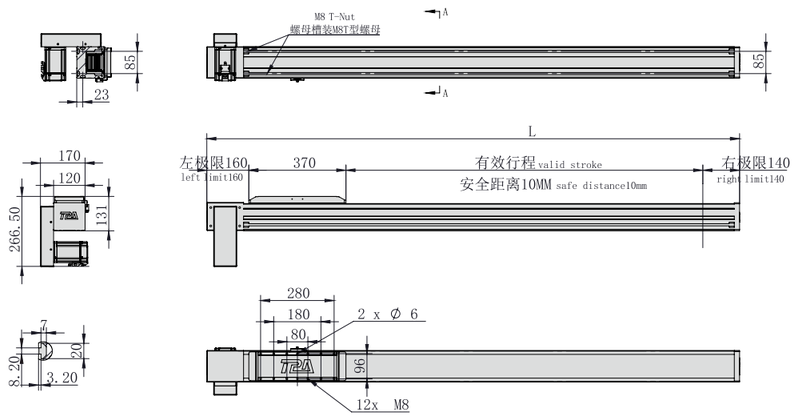


*不含电机和安装板重量 *Excluding motor and mounting plate weight

| 有效行程 Stroke | 150 | 250 | 350 | 450 | 550 | 650 | 750 | 850 | 950 | 1050 | 1150 | 1250 | 1350 | 1450 | 1550 | 1650 | 1750 | 1850 | 1950 | 2050 |
|---|---|---|---|---|---|---|---|---|---|---|---|---|---|---|---|---|---|---|---|---|
| L | 830 | 930 | 1030 | 1130 | 1230 | 1330 | 1430 | 1530 | 1630 | 1730 | 1830 | 1930 | 2030 | 2130 | 2230 | 2330 | 2430 | 2530 | 2630 | 2730 |
| KG | 21.4 | 23 | 24.6 | 26.2 | 27.8 | 29.4 | 31 | 32.6 | 34.2 | 35.8 | 37.4 | 39 | 40.6 | 42.2 | 43.8 | 45.4 | 47 | 48.6 | 50.2 | 51.8 |

| 有效行程 Stroke | 2150 | 2250 | 2350 | 2450 | 2550 | 2650 | 2750 | 2850 | 2950 | 3050 | 3150 | 3250 | 3350 | 3450 | 3550 | 3650 | 3750 | 3850 | 3950 | 4050 |
|---|---|---|---|---|---|---|---|---|---|---|---|---|---|---|---|---|---|---|---|---|
| L | 2830 | 2930 | 3030 | 3130 | 3230 | 3330 | 3430 | 3530 | 3630 | 3730 | 3830 | 3930 | 4030 | 4130 | 4230 | 4330 | 4430 | 4530 | 4630 | 4730 |
| KG | 53.4 | 55 | 56.6 | 58.2 | 59.8 | 61.4 | 63 | 64.6 | 66.2 | 67.8 | 69.4 | 71 | 72.6 | 74.2 | 75.8 | 77.4 | 79 | 80.6 | 82.2 | 83.8 |

### RU 电机外置右上 Motor external upper right

单位:Unit: mm

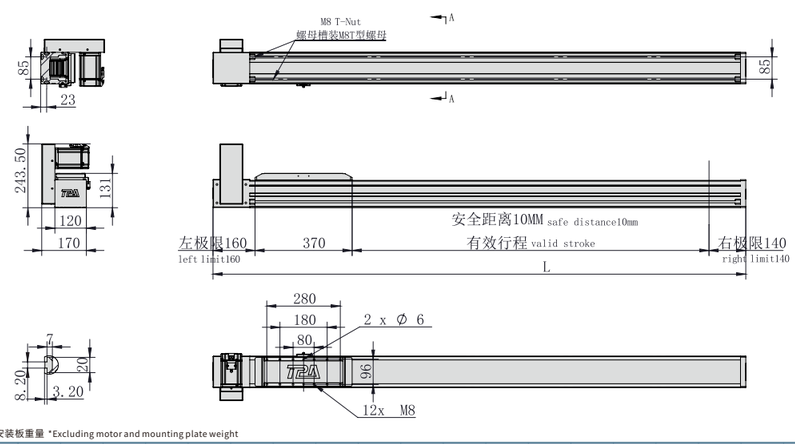


*不含电机和安装板重量 *Excluding motor and mounting plate weight

| 有效行程 Stroke | 150 | 250 | 350 | 450 | 550 | 650 | 750 | 850 | 950 | 1050 | 1150 | 1250 | 1350 | 1450 | 1550 | 1650 | 1750 | 1850 | 1950 | 2050 |
|---|---|---|---|---|---|---|---|---|---|---|---|---|---|---|---|---|---|---|---|---|
| L | 830 | 930 | 1030 | 1130 | 1230 | 1330 | 1430 | 1530 | 1630 | 1730 | 1830 | 1930 | 2030 | 2130 | 2230 | 2330 | 2430 | 2530 | 2630 | 2730 |
| KG | 21.4 | 23 | 24.6 | 26.2 | 27.8 | 29.4 | 31 | 32.6 | 34.2 | 35.8 | 37.4 | 39 | 40.6 | 42.2 | 43.8 | 45.4 | 47 | 48.6 | 50.2 | 51.8 |

| 有效行程 Stroke | 2150 | 2250 | 2350 | 2450 | 2550 | 2650 | 2750 | 2850 | 2950 | 3050 | 3150 | 3250 | 3350 | 3450 | 3550 | 3650 | 3750 | 3850 | 3950 | 4050 |
|---|---|---|---|---|---|---|---|---|---|---|---|---|---|---|---|---|---|---|---|---|
| L | 2830 | 2930 | 3030 | 3130 | 3230 | 3330 | 3430 | 3530 | 3630 | 3730 | 3830 | 3930 | 4030 | 4130 | 4230 | 4330 | 4430 | 4530 | 4630 | 4730 |
| KG | 53.4 | 55 | 56.6 | 58.2 | 59.8 | 61.4 | 63 | 64.6 | 66.2 | 67.8 | 69.4 | 71 | 72.6 | 74.2 | 75.8 | 77.4 | 79 | 80.6 | 82.2 | 83.8 |

## MEMO

# 全封闭皮带模组 Full-Sealing Belt Driven Linear Actuator

# OCB140

玖钧传动 Motion Control






此图仅供参考，出货规格详见尺寸图面
This picture for reference only, specs details according with the drawing.

| 最大行程 Max Stroke | 最高速度 Max Speed | 马达容量 Motor Output | 皮带宽度 Belt Width | 直线滑轨 Linear Guide |
|---|---|---|---|---|
| 5050mm | 5000mm/s | 750W | 60mm | 35X29-1支 |

## 型号表达方式 Ordering method

**TPA-OCB-140-256-L5050-MR-Y-J75B-N3-F**

- 品牌名称 Brand
- H 日规模组 Ball Screw Linear Module
- O 欧规模组 Belt Linear Module
- E 电动缸 Electric Cylinder
- L 直线电机 Linear Motor
- K 钢基模组 Steel Linear Module
- G 内嵌式模组 Built-in Rail Type
- D 简易模组 Splinde Linear Unit
- M 直驱旋转电机 Rotary Motor
- N 半封闭 Semi Seal
- C 全封闭 Full Seal
- 皮带 Belt
- 本体宽度 Body Width: 60, 80, 100, 120, 140
- 导程 Lead: 256mm
- 行程 Stroke: 150-5050mm (间隔100mm) Gap 100mm
- 电机方向 Motor direction
  - DL 电机左侧
  - DR 电机右侧
  - MR 电机外置右折
  - ML 电机外置左折
  - LP 电机外置左侧下方
  - LU 电机外置左侧上方
  - RP 电机外置右侧下方
  - RU 电机外置右侧上方
  - DL Motor left side
  - DR Motor right side
  - MR Motor external right side
  - ML Motor external left side
  - LP Motor external lower left
  - LU Motor external upper left
  - RP Motor external lower right
  - RU Motor external upper right
- Y：螺纹孔 Y: threaded hole
- G：沉头孔 G: countersunk hole
- 电机品牌 Motor brand
  - P 松下 Panasonic
  - M 三菱 Mitsubishi
  - Y 安川 Yaskawa
  - H 禾川 HCFA
  - T 台达 Delta
  - J 减速机 Reducer
- 电机功率 Motor power
  - 20：200W
  - 40：400W
  - 75：750W
  - 1K：1000W
  - 60/90(减速机) Reducer
- 刹车 Brake
- 光电类型 Photoelectric Mode
  - N：NPN
  - P：PNP
- 数量 Quantity
  - 1PCS
  - 2PCS
  - 3PCS
  - 无标记：无 None
- 客制/特殊加工 Custom/special processing

## 产品性能参数如下 Product performance parameters are as follows

| | | | | | |
|---|---|---|---|---|---|
| 规格 Spec | 重复定位精度(mm) Repeated positioning accuracy (mm) | | ±0.05 | | |
| | 马达转速 (mm) Rated Speed (rpm/min) | | 10:1 | 15:1 | 20:1 |
| | 最高速度 (mm/s)※1 Maximum speed (mm/s) | | 700 | 470 | 350 |
| | 最大可搬重量 Maximum Payload | 水平使用 (kg) Horizontal (kg) | 100 | 160 | 220 |
| | | 垂直使用 (kg) Vertical (kg)※2 | 35 | 50 | 80 |
| | 导程 (mm) lead (mm) | | 256 | | |
| | 定格推力 (N) Rated thrust (N) | | 1200 | | |
| | 标准行程 (mm) Stroke pitch (mm)※3 | | 150~5050mm/100 间隔 100 mm Pitch | | |
| 部品 Parts | AC伺服马达容量 (W) AC servo motor output (w) | | 750 | | |
| | 皮带宽度 (mm) Belt Width(mm) | | 60 | | |
| | 高刚性直线滑轨 (mm) High rigidity linear guide(mm) | | 35X29 | | |
| | 原点感应器 Home sensor | 外挂 Outside | 672(NPN) | | |

※1 马达加减速设定0.4秒。※1 Acceleration and deacceleration value is set 0.4 second.
※2 垂直使用时，若皮带断裂，承载物会有掉落的危险，请留意。
※2 Notice, if the belt breaks, the moving parts will fall when the application is vertical.
※3 滑台未安装减速机时，导程为110。※3 Lead is 110mm without gearbox.

## 速度-荷重曲线图 Acceleration-payload relationship

水平使用 Horizontal

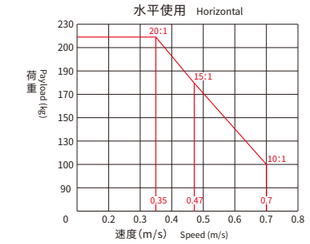


垂直使用 Vertically

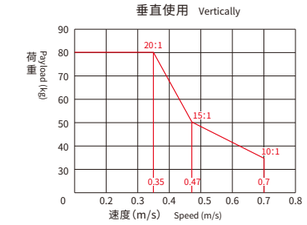


## 容许负载力矩表 N.m Allowable overhang

各行程M5后装螺帽数量 M5 nuts Qty.(by stroke)

| 有效行程 Stroke | 数量 Quantity | 有效行程 Stroke | 数量 Quantity |
|---|---|---|---|
| 100~500 | 4 | 2600~3000 | 14 |
| 600~1000 | 6 | 3100~3500 | 16 |
| 1100~1500 | 8 | 3600~4000 | 18 |
| 1600~2000 | 10 | 4100~4500 | 20 |
| 2100~2500 | 12 | 4600~5050 | 22 |

※滑台标准固定方式为下锁式，使用M5后装螺帽固定。
※Standard mounting method is fix from the bottom, using the M5 bolt and nut.

## 安装示意图 Installation diagram

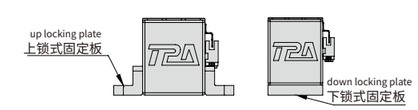


※上锁式固定板非标准品，若有需求请另外追加选购。
※Top fixing plate is optional.

## 容许负载力矩表 N.m Allowable overhang

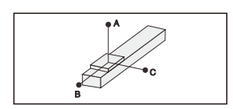


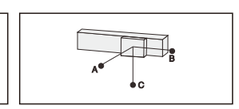


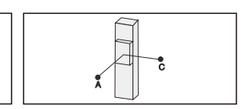


(单位Unit:mm)

| 水平安装 Horizomtal installation | | A | B | C |
|---|---|---|---|---|
| 10:1 | 10kg | 618 | 71 | 95 |
| | 20kg | 418 | 31 | 45 |
| | 100kg | 257 | 12 | 25 |
| 15:1 | 25kg | 570 | 138 | 185 |
| | 35kg | 335 | 67 | 85 |
| | 160kg | 238 | 40 | 52 |
| 20:1 | 28kg | 304 | 114 | 130 |
| | 40kg | 209 | 67 | 80 |
| | 220kg | 166 | 52 | 60 |

(单位Unit:mm)

| 侧面安装 Side mounting | | A | B | C |
|---|---|---|---|---|
| 10:1 | 10kg | 618 | 71 | 95 |
| | 20kg | 418 | 31 | 45 |
| | 100kg | 257 | 12 | 25 |
| 15:1 | 25kg | 570 | 138 | 185 |
| | 35kg | 335 | 67 | 85 |
| | 160kg | 238 | 40 | 52 |
| 20:1 | 28kg | 304 | 114 | 130 |
| | 40kg | 209 | 67 | 80 |
| | 200kg | 166 | 52 | 60 |

(单位Unit:mm)

| 垂直安装 Vertical installation | | A | C |
|---|---|---|---|
| 10:1 | 3kg | 900 | 900 |
| | 6kg | 450 | 450 |
| | 35kg | 300 | 300 |
| 15:1 | 5kg | 900 | 900 |
| | 10kg | 450 | 450 |
| | 50kg | 300 | 300 |
| 20:1 | 6kg | 900 | 900 |
| | 12kg | 450 | 450 |
| | 80kg | 300 | 300 |

## 静态容许负载惯量 Static loading moment

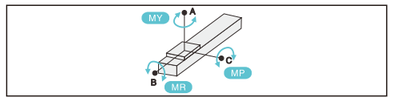


(单位Unit:N.m)

| | |
|---|---|
| MY | 2100 |
| MP | 2100 |
| MR | 800 |

*力矩表所表示的数据，代表重心。
The torque value in the chart indicate the center of gravity.
*符合型录规范的正常试用下，保证寿命为10000公里。
Operation life is 10,000km when the product is using under the specified conditions.
*倒吊使用无法套用标准规范，如有需求请咨询我司业务。
The standard specification cannot be applied to the use of inverted crane. Please consult our business if necessary.

## 电机外置左侧/电机外置右侧
Motor external left side / Motor external right side

### ML 电机外置左侧 Motor external left side

单位:Unit: mm

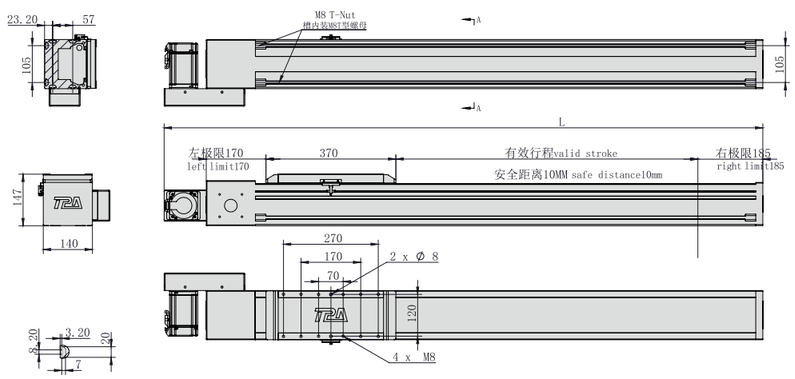


*不含电机和安装板重量 *Excluding motor and mounting plate weight

| 有效行程 Stroke | 150 | 250 | 350 | 450 | 550 | 650 | 750 | 850 | 950 | 1050 | 1150 | 1250 | 1350 | 1450 | 1550 | 1650 | 1750 | 1850 | 1950 | 2050 | 2150 | 2250 | 2350 | 2450 | 2550 |
|---|---|---|---|---|---|---|---|---|---|---|---|---|---|---|---|---|---|---|---|---|---|---|---|---|---|
| L | 1005 | 1105 | 1205 | 1305 | 1405 | 1505 | 1605 | 1705 | 1805 | 1905 | 2005 | 2105 | 2205 | 2305 | 2405 | 2505 | 2605 | 2705 | 2805 | 2905 | 3005 | 3105 | 3205 | 3305 | 3405 |
| KG | 28.1 | 30.3 | 32.5 | 34.7 | 36.9 | 39.1 | 41.3 | 43.5 | 45.7 | 47.9 | 50.1 | 52.3 | 54.5 | 56.7 | 58.9 | 61.1 | 63.3 | 65.5 | 67.7 | 69.9 | 72.1 | 74.3 | 76.5 | 78.7 | 80.9 |

| 有效行程 Stroke | 2650 | 2750 | 2850 | 2950 | 3050 | 3150 | 3250 | 3350 | 3450 | 3550 | 3650 | 3750 | 3850 | 3950 | 4050 | 4150 | 4250 | 4350 | 4450 | 4550 | 4650 | 4750 | 4850 | 4950 | 5050 |
|---|---|---|---|---|---|---|---|---|---|---|---|---|---|---|---|---|---|---|---|---|---|---|---|---|---|
| L | 3505 | 3605 | 3705 | 3805 | 3905 | 4005 | 4105 | 4205 | 4305 | 4405 | 4505 | 4605 | 4705 | 4805 | 4905 | 5005 | 5105 | 5205 | 5305 | 5405 | 5505 | 5605 | 5705 | 5805 | 5905 |
| KG | 83.1 | 85.3 | 87.5 | 89.7 | 91.9 | 94.1 | 96.3 | 98.5 | 100.7 | 102.9 | 105.1 | 107.3 | 109.5 | 111.7 | 113.9 | 116.1 | 118.3 | 120.5 | 122.7 | 124.9 | 127.1 | 129.3 | 131.5 | 133.7 | 135.9 |

### MR 电机外置右侧 Motor external right side

单位:Unit: mm

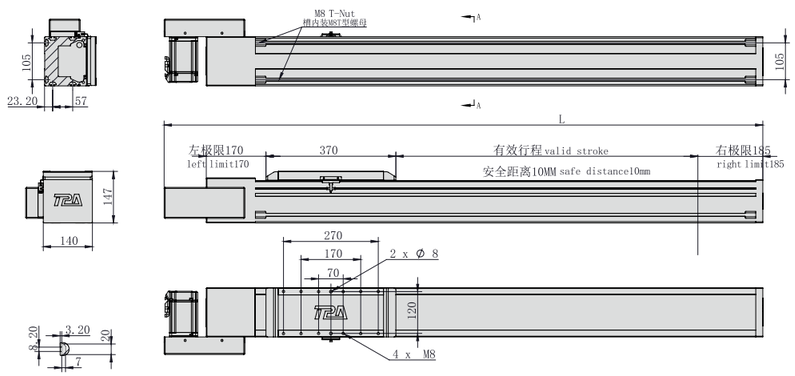


*不含电机和安装板重量 *Excluding motor and mounting plate weight

| 有效行程 Stroke | 150 | 250 | 350 | 450 | 550 | 650 | 750 | 850 | 950 | 1050 | 1150 | 1250 | 1350 | 1450 | 1550 | 1650 | 1750 | 1850 | 1950 | 2050 | 2150 | 2250 | 2350 | 2450 | 2550 |
|---|---|---|---|---|---|---|---|---|---|---|---|---|---|---|---|---|---|---|---|---|---|---|---|---|---|
| L | 1005 | 1105 | 1205 | 1305 | 1405 | 1505 | 1605 | 1705 | 1805 | 1905 | 2005 | 2105 | 2205 | 2305 | 2405 | 2505 | 2605 | 2705 | 2805 | 2905 | 3005 | 3105 | 3205 | 3305 | 3405 |
| KG | 28.1 | 30.3 | 32.5 | 34.7 | 36.9 | 39.1 | 41.3 | 43.5 | 45.7 | 47.9 | 50.1 | 52.3 | 54.5 | 56.7 | 58.9 | 61.1 | 63.3 | 65.5 | 67.7 | 69.9 | 72.1 | 74.3 | 76.5 | 78.7 | 80.9 |

| 有效行程 Stroke | 2650 | 2750 | 2850 | 2950 | 3050 | 3150 | 3250 | 3350 | 3450 | 3550 | 3650 | 3750 | 3850 | 3950 | 4050 | 4150 | 4250 | 4350 | 4450 | 4550 | 4650 | 4750 | 4850 | 4950 | 5050 |
|---|---|---|---|---|---|---|---|---|---|---|---|---|---|---|---|---|---|---|---|---|---|---|---|---|---|
| L | 3505 | 3605 | 3705 | 3805 | 3905 | 4005 | 4105 | 4205 | 4305 | 4405 | 4505 | 4605 | 4705 | 4805 | 4905 | 5005 | 5105 | 5205 | 5305 | 5405 | 5505 | 5605 | 5705 | 5805 | 5905 |
| KG | 83.1 | 85.3 | 87.5 | 89.7 | 91.9 | 94.1 | 96.3 | 98.5 | 100.7 | 102.9 | 105.1 | 107.3 | 109.5 | 111.7 | 113.9 | 116.1 | 118.3 | 120.5 | 122.7 | 124.9 | 127.1 | 129.3 | 131.5 | 133.7 | 135.9 |

## 电机外置左下/电机外置左上
Motor external lower left /Motor external upper left

### LP 电机外置左下 Motor external lower left

单位:Unit: mm

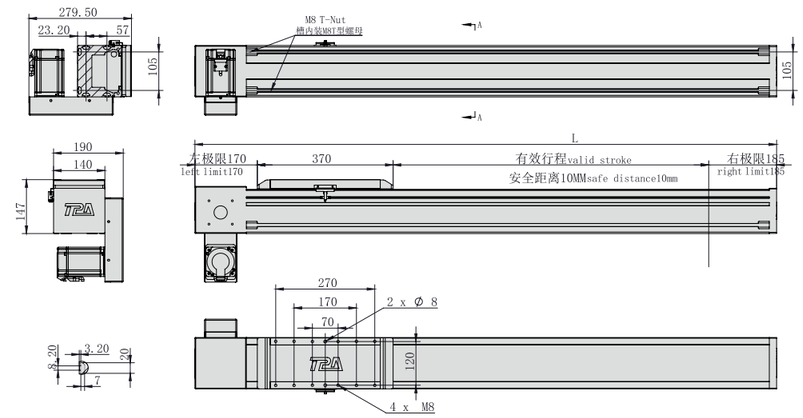


*不含电机和安装板重量 *Excluding motor and mounting plate weight

| 有效行程 Stroke | 150 | 250 | 350 | 450 | 550 | 650 | 750 | 850 | 950 | 1050 | 1150 | 1250 | 1350 | 1450 | 1550 | 1650 | 1750 | 1850 | 1950 | 2050 | 2150 | 2250 | 2350 | 2450 | 2550 |
|---|---|---|---|---|---|---|---|---|---|---|---|---|---|---|---|---|---|---|---|---|---|---|---|---|---|
| L | 885 | 985 | 1085 | 1185 | 1285 | 1385 | 1485 | 1585 | 1685 | 1785 | 1885 | 1985 | 2085 | 2185 | 2285 | 2385 | 2485 | 2585 | 2685 | 2785 | 2885 | 2985 | 3085 | 3185 | 3285 |
| KG | 28.1 | 30.3 | 32.5 | 34.7 | 36.9 | 39.1 | 41.3 | 43.5 | 45.7 | 47.9 | 50.1 | 52.3 | 54.5 | 56.7 | 58.9 | 61.1 | 63.3 | 65.5 | 67.7 | 69.9 | 72.1 | 74.3 | 76.5 | 78.7 | 80.9 |

| 有效行程 Stroke | 2650 | 2750 | 2850 | 2950 | 3050 | 3150 | 3250 | 3350 | 3450 | 3550 | 3650 | 3750 | 3850 | 3950 | 4050 | 4150 | 4250 | 4350 | 4450 | 4550 | 4650 | 4750 | 4850 | 4950 | 5050 |
|---|---|---|---|---|---|---|---|---|---|---|---|---|---|---|---|---|---|---|---|---|---|---|---|---|---|
| L | 3385 | 3485 | 3585 | 3685 | 3785 | 3885 | 3985 | 4085 | 4185 | 4285 | 4385 | 4485 | 4585 | 4685 | 4785 | 4885 | 4985 | 5085 | 5185 | 5285 | 5385 | 5485 | 5585 | 5685 | 5785 |
| KG | 83.1 | 85.3 | 87.5 | 89.7 | 91.9 | 94.1 | 96.3 | 98.5 | 100.7 | 102.9 | 105.1 | 107.3 | 109.5 | 111.7 | 113.9 | 116.1 | 118.3 | 120.5 | 122.7 | 124.9 | 127.1 | 129.3 | 131.5 | 133.7 | 135.9 |

### LU 电机外置左上 Motor external upper left

单位:Unit: mm

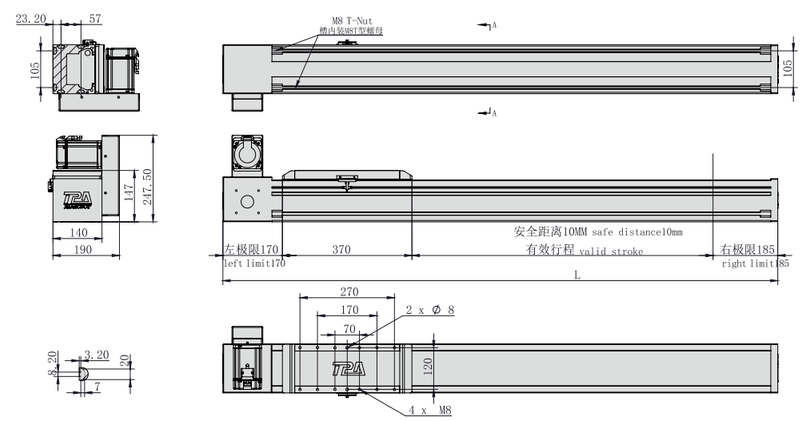


*不含电机和安装板重量 *Excluding motor and mounting plate weight

| 有效行程 Stroke | 150 | 250 | 350 | 450 | 550 | 650 | 750 | 850 | 950 | 1050 | 1150 | 1250 | 1350 | 1450 | 1550 | 1650 | 1750 | 1850 | 1950 | 2050 | 2150 | 2250 | 2350 | 2450 | 2550 |
|---|---|---|---|---|---|---|---|---|---|---|---|---|---|---|---|---|---|---|---|---|---|---|---|---|---|
| L | 885 | 985 | 1085 | 1185 | 1285 | 1385 | 1485 | 1585 | 1685 | 1785 | 1885 | 1985 | 2085 | 2185 | 2285 | 2385 | 2485 | 2585 | 2685 | 2785 | 2885 | 2985 | 3085 | 3185 | 3285 |
| KG | 28.1 | 30.3 | 32.5 | 34.7 | 36.9 | 39.1 | 41.3 | 43.5 | 45.7 | 47.9 | 50.1 | 52.3 | 54.5 | 56.7 | 58.9 | 61.1 | 63.3 | 65.5 | 67.7 | 69.9 | 72.1 | 74.3 | 76.5 | 78.7 | 80.9 |

| 有效行程 Stroke | 2650 | 2750 | 2850 | 2950 | 3050 | 3150 | 3250 | 3350 | 3450 | 3550 | 3650 | 3750 | 3850 | 3950 | 4050 | 4150 | 4250 | 4350 | 4450 | 4550 | 4650 | 4750 | 4850 | 4950 | 5050 |
|---|---|---|---|---|---|---|---|---|---|---|---|---|---|---|---|---|---|---|---|---|---|---|---|---|---|
| L | 3385 | 3485 | 3585 | 3685 | 3785 | 3885 | 3985 | 4085 | 4185 | 4285 | 4385 | 4485 | 4585 | 4685 | 4785 | 4885 | 4985 | 5085 | 5185 | 5285 | 5385 | 5485 | 5585 | 5685 | 5785 |
| KG | 83.1 | 85.3 | 87.5 | 89.7 | 91.9 | 94.1 | 96.3 | 98.5 | 100.7 | 102.9 | 105.1 | 107.3 | 109.5 | 111.7 | 113.9 | 116.1 | 118.3 | 120.5 | 122.7 | 124.9 | 127.1 | 129.3 | 131.5 | 133.7 | 135.9 |

## 电机外置右下/电机外置右上
Motor external lower right /Motor external upper right

### RP 电机外置右下 Motor external lower right

单位:Unit: mm

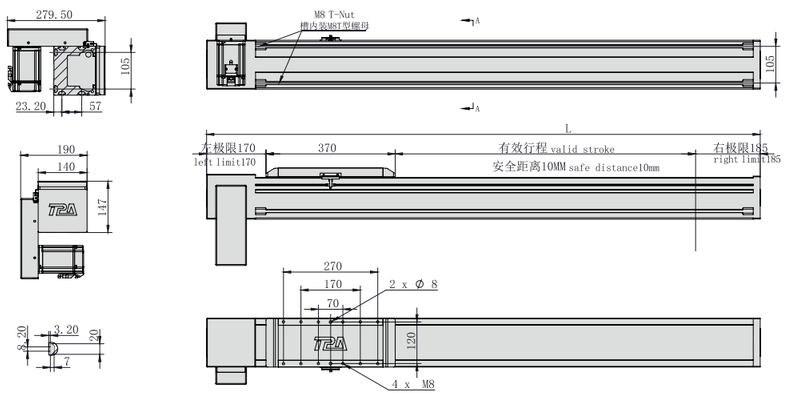


*不含电机和安装板重量 *Excluding motor and mounting plate weight

| 有效行程 Stroke | 150 | 250 | 350 | 450 | 550 | 650 | 750 | 850 | 950 | 1050 | 1150 | 1250 | 1350 | 1450 | 1550 | 1650 | 1750 | 1850 | 1950 | 2050 | 2150 | 2250 | 2350 | 2450 | 2550 |
|---|---|---|---|---|---|---|---|---|---|---|---|---|---|---|---|---|---|---|---|---|---|---|---|---|---|
| L | 885 | 985 | 1085 | 1185 | 1285 | 1385 | 1485 | 1585 | 1685 | 1785 | 1885 | 1985 | 2085 | 2185 | 2285 | 2385 | 2485 | 2585 | 2685 | 2785 | 2885 | 2985 | 3085 | 3185 | 3285 |
| KG | 28.1 | 30.3 | 32.5 | 34.7 | 36.9 | 39.1 | 41.3 | 43.5 | 45.7 | 47.9 | 50.1 | 52.3 | 54.5 | 56.7 | 58.9 | 61.1 | 63.3 | 65.5 | 67.7 | 69.9 | 72.1 | 74.3 | 76.5 | 78.7 | 80.9 |

| 有效行程 Stroke | 2650 | 2750 | 2850 | 2950 | 3050 | 3150 | 3250 | 3350 | 3450 | 3550 | 3650 | 3750 | 3850 | 3950 | 4050 | 4150 | 4250 | 4350 | 4450 | 4550 | 4650 | 4750 | 4850 | 4950 | 5050 |
|---|---|---|---|---|---|---|---|---|---|---|---|---|---|---|---|---|---|---|---|---|---|---|---|---|---|
| L | 3385 | 3485 | 3585 | 3685 | 3785 | 3885 | 3985 | 4085 | 4185 | 4285 | 4385 | 4485 | 4585 | 4685 | 4785 | 4885 | 4985 | 5085 | 5185 | 5285 | 5385 | 5485 | 5585 | 5685 | 5785 |
| KG | 83.1 | 85.3 | 87.5 | 89.7 | 91.9 | 94.1 | 96.3 | 98.5 | 100.7 | 102.9 | 105.1 | 107.3 | 109.5 | 111.7 | 113.9 | 116.1 | 118.3 | 120.5 | 122.7 | 124.9 | 127.1 | 129.3 | 131.5 | 133.7 | 135.9 |

### RU 电机外置右上 Motor external upper right

单位:Unit: mm

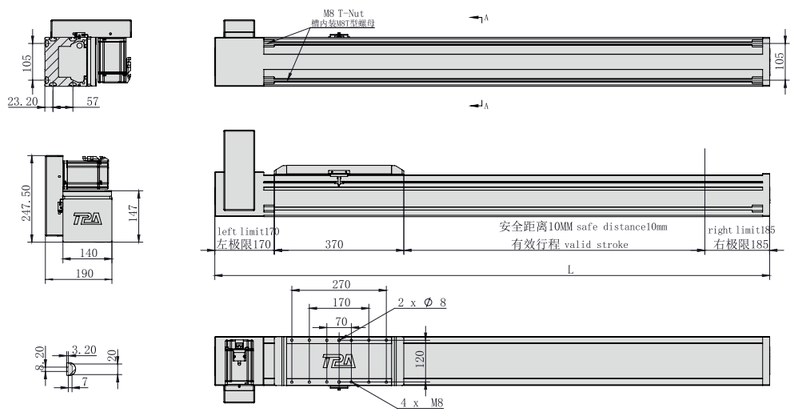


*不含电机和安装板重量 *Excluding motor and mounting plate weight

| 有效行程 Stroke | 150 | 250 | 350 | 450 | 550 | 650 | 750 | 850 | 950 | 1050 | 1150 | 1250 | 1350 | 1450 | 1550 | 1650 | 1750 | 1850 | 1950 | 2050 | 2150 | 2250 | 2350 | 2450 | 2550 |
|---|---|---|---|---|---|---|---|---|---|---|---|---|---|---|---|---|---|---|---|---|---|---|---|---|---|
| L | 885 | 985 | 1085 | 1185 | 1285 | 1385 | 1485 | 1585 | 1685 | 1785 | 1885 | 1985 | 2085 | 2185 | 2285 | 2385 | 2485 | 2585 | 2685 | 2785 | 2885 | 2985 | 3085 | 3185 | 3285 |
| KG | 28.1 | 30.3 | 32.5 | 34.7 | 36.9 | 39.1 | 41.3 | 43.5 | 45.7 | 47.9 | 50.1 | 52.3 | 54.5 | 56.7 | 58.9 | 61.1 | 63.3 | 65.5 | 67.7 | 69.9 | 72.1 | 74.3 | 76.5 | 78.7 | 80.9 |

| 有效行程 Stroke | 2650 | 2750 | 2850 | 2950 | 3050 | 3150 | 3250 | 3350 | 3450 | 3550 | 3650 | 3750 | 3850 | 3950 | 4050 | 4150 | 4250 | 4350 | 4450 | 4550 | 4650 | 4750 | 4850 | 4950 | 5050 |
|---|---|---|---|---|---|---|---|---|---|---|---|---|---|---|---|---|---|---|---|---|---|---|---|---|---|
| L | 3385 | 3485 | 3585 | 3685 | 3785 | 3885 | 3985 | 4085 | 4185 | 4285 | 4385 | 4485 | 4585 | 4685 | 4785 | 4885 | 4985 | 5085 | 5185 | 5285 | 5385 | 5485 | 5585 | 5685 | 5785 |
| KG | 83.1 | 85.3 | 87.5 | 89.7 | 91.9 | 94.1 | 96.3 | 98.5 | 100.7 | 102.9 | 105.1 | 107.3 | 109.5 | 111.7 | 113.9 | 116.1 | 118.3 | 120.5 | 122.7 | 124.9 | 127.1 | 129.3 | 131.5 | 133.7 | 135.9 |

## MEMO

# 减速机

## Reducer

当使用上有低转速的运转需求时，则可使用减速机来降低马达回转速度，且可避免低速时不稳定运转。此外减速机能提高输出扭矩，扭矩输出比例按马达输出乘减速比，选配上需要注意不能超出减速机额定扭矩。

When there is a need for low-speed operation, a reducer can be used to reduce the rotation speed of the motor, and unstable operation at low speed can be avoided. In addition, the reducer can improve the output torque, torque The output ratio is multiplied by the reduction ratio according to the motor output, and attention should be paid in the selection not to exceed the rated torque of the reducer.

减速范例：3000rpm的马达，搭配上减速比1：5的减速机，即3000/5=600rpm=10rps。
其速度为：(导程X转速) 200X10=2000MM/S。

Example of deceleration: 3000rpm motor, matched with reducer with 1: 5 upper reduction ratio, that is, 3000/5 = 600 rpm = 10 RPS.
Its speed is: (lead x rotation speed) 200x10 = 2000MM/s.

※减速机会有高温产生，如果接触将有可能造成人员烫伤。所以接触检查等情况时，请切断控制器电源，静待片刻并在确认温度下降之后再行接触。如果有任何减速机搭配上的疑问，请与本公司联系。

※There is high temperature in the deceleration opportunity, and it may cause scalding if contacted. Therefore, please cut off the power supply of the controller and be quiet during contact inspection. Wait for a moment and make contact after confirming the temperature drop. If you have any questions about the matching of reducers, please contact our company.

减速机参考资料 Reducer reference

| 厂牌Brand | 型号Model |
|---|---|
| APEX | AB060 |
| | AB090 |
| TWPX | PS060 |
| | PS090 |
| CST | RH060 |
| | RH092 |
| PHT | DS060 |
| GTC | GNP60 |

滑台选配时可应使用需求，选择加装减速机，上列附表为减速机厂牌以及型号；而其详细规格尺寸信息，请参阅各厂牌规格。

When selecting the sliding table, you can choose to install the reducer according to the use requirements. The attached table above shows the brand and model of the reducer. And its detailed specification and size information, Please refer to the specifications of each brand.

## 伺服电机计算 Calculations about servo motors

A-电机扭矩计算公式：A- motor torque calculation formula:

$$T=9.5\times P/N$$

T=电机扭矩 T = motor torque
P=电机功率 P = motor power
N=电机转速 N = motor speed

B-螺杆推力计算公式：B- Screw thrust calculation formula:

$$F=T_m\times 2\times \pi \times \eta /S$$

F=螺杆推力 F=Ball screw thrust
$T_m$=入力扭矩 $T_m$=Force torque
η=马达正效率 η=Positive efficiency of motor
S=螺杆导程 S=Lead of ball screw

C-皮带轮导程计算公式：B- pulley lead calculation formula:

节圆直径PD=节距×齿数/π
Pitch diameter PD = pitch × number of teeth/π

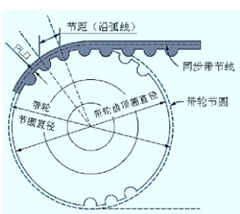


# 光电感应器接线说明

## Wiring instructions of photoelectric sensor

### 直流4线式NPN输出 DC 4 wire NPN output

输入、输出电路
Input and output circuits

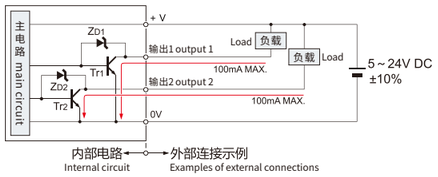


连接图
Connected graph

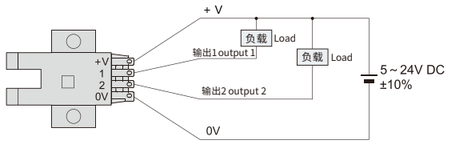


(注1)：对不使用的输出线，请务必进行绝缘处理。
(Note 1): The unused output lines must be insulated.

符号… ZD1、ZD2：电涌吸收齐纳二极管 Surge absorption zener diode
Symbol ... Tr1、Tr2：NPN输出晶体管 NPN output transistor

输出动作 Output action

| | 输出动作 Output action |
|---|---|
| 输出1 output 1 | 遮光时ON Shading time ON |
| 输出2 output 2 | 入光时ON Incident light ON |

### 直流4线式PNP输出 DC 4 wire PNP output

输入、输出电路
Input and output circuits

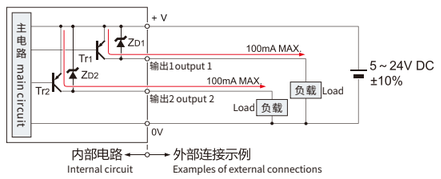


连接图
Connected graph

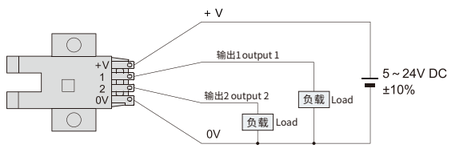


(注1)：对不使用的输出线，请务必进行绝缘处理。
(Note 1): The unused output lines must be insulated.

符号… ZD1、ZD2：电涌吸收齐纳二极管 Surge absorption zener diode
Symbol ... Tr1、Tr2：PNP输出晶体管 PNP output transistor

输出动作 Output action

| | 输出动作 Output action |
|---|---|
| 输出1 output 1 | 遮光时ON Shading time ON |
| 输出2 output 2 | 入光时ON Incident light ON |

# 联轴器

## Coupling



### 膜片联轴器安装注意说明 Notes on Installation of Diaphragm Coupling

锁付螺丝时有相对应之锁固力，请参阅下表，切勿过度施力或是未锁紧。
locking force when locking screws, please refer to the following table, do not overexert or unlocked.

在夹紧螺丝处于松动状态下，请确认连轴器是否能沿轴向和旋转方向轻轻移动。如果不能平稳移动的话，需重新调整两个轴的同心度（马达锁固螺丝）。
When the clamping screw is loose, please confirm whether the coupling can move slightly in the axial and rotational directions. If you can't move smoothly, you need to readjust two. Concentricity of shaft (motor locking screw).

两个轴的同心度若差异太大时，将产生异音或是造成连轴器损坏。
If the concentricity of the 2 axes is too large. it will cause abnormal sound or cause danage to the coupl ing.

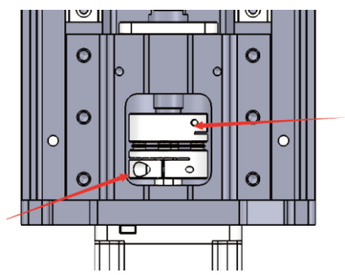

图1 Figure 1

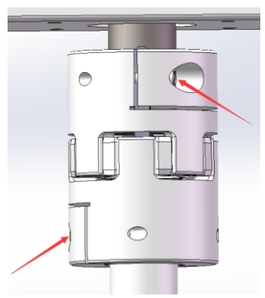

图2 Figure 2

| 尺寸 Size | 夹紧螺栓 Clamping bolt | 锁紧扭矩 Locking torque (N・m) |
|---|---|---|
| 20 | M2.5 | 1.0~1.1 |
| 25 | M2.5 | 1.0~1.1 |
| 30 | M3 | 1.5~1.9 |
| 35 | M4 | 3.4~4.1 |
| 40 | M4 | 3.4~4.1 |
| 50 | M5 | 7.0~8.5 |

如图1、2先套上联轴器，用手先转动，检测同心度，然后按照左图扭力锁紧螺丝。
As shown in figure 1、2,first put on the coupling, turn it by hand to detect the concentricity,and then lock the screw according to the torsional force in the left figure.

### 螺杆肩部与电机轴两轴组装时，需注意以下三种基本偏差，说明图示如下：
Whenassemblingthescrewandthemotorshaft,thefollowingthreebasicdeviationsshouldbepaidattentionto.Theillustrationisasfollows:

1、偏心（A）Eccentricity

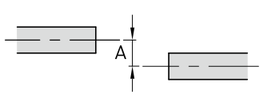


2、偏角（B）Deflection

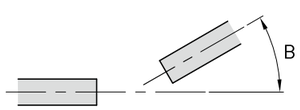


3、轴向位移（C）Axial displacement

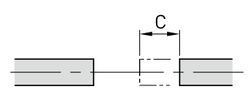


若自行购买马达安装，安装联轴器时需特别注意下列几点：
◆ 锁付螺丝时相对应之锁固力，请参阅右表，切勿过度施力或是未锁紧。
◆ 在夹紧螺丝虽处于松动状态下，请确认连轴器是否能沿轴向和旋转方向轻轻移动。如果不能平稳移动的话，需重新调整2个轴的同心度（马达锁固螺丝）。
◆ 2个轴的同心度若差异太大时，将产生异音或是造成连轴器损坏。
※调整2个轴的对心若有问题时，请与本公司联络。

If you purchase the motor for installation by yourself, pay special attention to the following points when installing the coupling:
◆ Please refer to the right table for the corresponding locking force when locking screws. Do not apply excessive force or unlock them.
◆ Although the clamping screw is loose, please confirm whether the coupling can be light in the axial and rotational directions. Move lightly. If it can't move smoothly, it is necessary to readjust the concentricity of the two shafts (motor locking screws).
◆ If the concentricity of two shafts is too different, abnormal sound will be produced or the coupling will be damaged.
※If there is any problem in adjusting the alignment of two axes, please contact our company.

| 夹紧螺栓 The clamping bolt | 锁紧扭矩 Locking torque (N・m) |
|---|---|
| M2.5 | 1.0~1.1 |
| M2.5 | 1.0~1.1 |
| M3 | 1.5~1.9 |
| M4 | 3.4~4.1 |
| M4 | 3.4~4.1 |
| M5 | 7.0~8.5 |

## 联轴器参考资料 Reference data of coupling

| 型号 Model | 容许扭矩 Permissible torque [N・m] | 最大容许误差 Maximum permissible error | | | 最高转速 Max speed [min-1] | 扭转弹性 Torsional elasticity [N・m/rad] | 轴向弹性 Axial elasticity [N・m/rad] | 转动惯量 Moment of inertia [kg・m2] | 质量 Weight [kg] |
|---|---|---|---|---|---|---|---|---|---|
| | | 偏心 Eccentricity [mm] | 偏角 Declination [°] | 轴向位移 Axial displacement [mm] | | | | | |
| SFC-005SA2 | 0.5 | 0.02 | 0.5 | ±0.05 | 10000 | 500 | 140 | 0.25x10-6 | 0.007 |
| SFC-010SA2 | 0.8 | 0.02 | 1 | ±0.1 | 10000 | 1400 | 140 | 0.58x10-6 | 0.011 |
| SFC-020SA2 | 1.5 | 0.02 | 1 | ±0.15 | 10000 | 3700 | 64 | 2.36x10-6 | 0.025 |
| SFC-030SA2 | 4 | 0.02 | 1 | ±0.2 | 10000 | 8000 | 64 | 4.00x10-6 | 0.033 |
| | | | | | | | | 6.06x10-6 | 0.041 |
| | | | | | | | | 8.12x10-6 | 0.049 |
| SFC-035SA2 | 6 | 0.02 | 1 | ±0.25 | 10000 | 18000 | 112 | 18.43x10-6 | 0.084 |
| SFC-040SA2 | 10 | 0.02 | 1 | ±0.3 | 10000 | 20000 | 80 | 16.42x10-6 | 0.076 |
| | | | | | | | | 22.98x10-6 | 0.09 |
| | | | | | | | | 29.53x10-6 | 0.105 |
| SFC-050SA2 | 25 | 0.02 | 1 | ±0.4 | 10000 | 32000 | 48 | 54.88x10-6 | 0.156 |
| | | | | | | | | 77.10x10-6 | 0.185 |
| | | | | | | | | 99.33x10-6 | 0.214 |
| SFC-060SA2 | 60 | 0.02 | 1 | ±0.45 | 10000 | 70000 | 76.4 | 143.7x10-6 | 0.279 |
| | | | | | | | | 206.1x10-6 | 0.337 |
| | | | | | | | | 268.5x10-6 | 0.396 |
| SFC-080SA2 | 100 | 0.02 | 1 | ±0.55 | 10000 | 140000 | 128 | 709.3x10-6 | 0.727 |
| SFC-090SA2 | 180 | 0.02 | 1 | ±0.65 | 10000 | 100000 | 108 | 1227x10-6 | 0.959 |
| SFC-100SA2 | 250 | 0.02 | 1 | ±0.74 | 10000 | 120000 | 111 | 1858x10-6 | 1.181 |

※表中的转动惯量及质量是最大孔径时之值；表中的扭转弹性常数值仅为元件部分之值。
※The moment of inertia and mass in the table are the values at the maximum aperture; The values of torsional elasticity constants in the table are only the values of components.

# 同步带轮的安装方法

## Installation of timing pulley and motor



1、下图为螺杆模组的转折形式：成品模组+同步轮+同步带+槽型光电（同步带形式模组安装方法一致，可参考本文）。

1、The following figure shows the turning form of screw module: finished module+synchronous wheel+synchronous belt+groove photoelectric (the installation method of synchronous belt module is the same, please refer to this article).



2、拆卸固定钣金的螺丝后，即可看到丝杆端同步轮我厂已安装好。只需要客户安装电机/减速机端的同步轮。

2、After removing the screws fixing the sheet metal, we can see that the screw end synchronous wheel has been installed in our factory. Only the customer needs to install the synchronous wheel at the motor/reducer end.



3、安装电机（一般电机包装内有螺丝提供），并锁紧固定电机的4颗螺丝（红色区域）之后拧松固定拉板的固定螺丝（蓝色和绿色区域）。

3、Install the motor (screws are provided in the general motor package), and after locking the four screws (red areas) that fix the motor, loosen the fixing screws (blue and green areas) that fix the pull plate.





4、因拧松固定拉板的螺丝。电机端同步轮可左右来回活动。借助6MM六角扳手（不限于扳手）。

4、Loosen the screw fixing the pull plate. The synchronous wheel at the motor end can move back and forth left and right. With the help of a 6MM hex wrench (not limited to wrenches).





5、固定同步轮上紧固螺丝（一般情况下2个）。蓝色区域M3螺丝锁紧，红色区域螺丝会向右侧移动。蓝色区域张紧中，可用手感受同步带的张紧，也可使用专业设备测试张紧。最后在安装钣金折罩，固定螺丝即可。

5、Fastening screws on the synchronizing wheel (usually 2). The blue area M3 screw is locked, and the red area screw will move to the right. In the blue area, feel is available. When the timing belt is tensioned, you can also use professional equipment to test the tension. Finally, install the sheet metal folding cover and fix the screws.






# 使用安全注意事项

## Safety use and cautions



◆ 以下为几条建议以防产品使用过程中产生问题。
Here are a few Suggestions to prevent problems during product use.

为防止事故发生及安全维护，请使用本公司产品前，必须了解产品的特性和使用条件、安装说明。
In order to prevent accidents and saf'ety maintenance, before you use the company's product,you must understand the characteristics of the products and use conditions,installation instructions.

请在选型的参数范围内使用本型号的产品，不可超出参数范围使用，否则会造成不可预知的危险。如果是特殊条件使用，必须确认在可控安全性能之内，方能使用，对产品参数如有疑问，在未使用之前，可咨询本公司相关技术。
Please use the product of this model within the selected parameter range, and do not use it beyond the parameter range, otherwise it will cause unpredictable danger. If it is used under special conditions, it must be confirmed that it is within the controllable safety performance before it can be used. If you have any questions about the product parameters, you can consult the relevant technology of our company before you use it.

请勿私自拆卸本产品结构，功能做分解及改造，如因人为造成的一切原因，本公司不负责产品故障造成的损失。
Please do not disassemble the structure and function of this product without permission, and decompose and transform it. For all reasons caused by man-made, our company will not be responsible for the loss caused by product failure.

请注意：当产品为垂直安装的时候，请注意拆卸马达时，滑座物件是否会自行下降，建议拆卸的时候将滑座物件下降到最低端再拆卸。
Please note: When the product is installed vertically, please pay attention to whether the slide object will drop by itself when the motor is disassembled. It is recommended to remove the slide object. Lower to the lowest end before disassembly.

产品运行前，先检查电缆线端子是否接触良好，否则会导致电机发热发烫，运行不畅。
Before running the product, check whether the cable terminals are in good contact or not, otherwise the motor will become hot and run poorly.

调试马达参数的时候需要考虑到惯性及加减速度等原因，先手动控制，来回点动，防止调试不适当，撞坏物件。不允许手及其它物体接触，保持一定安全距离，防止造成误伤。
When debugging the parameters of the motor, we need to consider the reasons of inertia, acceleration and deceleration. We should control the motor manually and move it back and forth to prevent the inappropriate debugging and damage the object. It is not allowed to contact hands and other objects to maintain a safe distance and prevent accidental injury.

当选用螺杆传动产品的时候，如超出螺杆细长比参数，可能会发生共振现象，此时应降低移动速度。如选用皮带传动产品的时候，如电机报警，产品运行不动，此时因加减速机，调节电机刚性，加大扭矩，从而平稳运行。
When the screw drive product is selected, if the slenderness ratio parameter of the screw exceeds, resonance may occur, so the moving speed should be reduced. Choose a belt. When the product is driven, such as the motor alarm, the product will not move. At this time, the reducer is added to adjust the rigidity of the motor and increase the torque, so as to run smoothly.

安装本产品时，请务必确认所有的螺丝均已按要求锁紧，否则产品运行时可能会发生危险。
When installing this product, please make sure that all screws are locked as required, otherwise the product may be in danger during operation.

请不要在接通电源的情况下进行产品拆装或零部件拆装，否则可能发生触电、故障或其它危险。
Please do not disassemble the product or parts when the power is turned on, otherwise electric shock, malfunction or other dangers may occur.

禁止撕除警告标示，或者警告标示被其它物品遮挡，否则可能因为没有看到警告而导致事故发生。
It is forbidden to tear off the warning signs, or the warning signs are blocked by other objects, otherwise the accident may occur because you don't see the warning.

本注意事项无法完全涵盖所有的问题，请务必详细了解产品及其使用说明，并遵守相关安全守则，做好必要保护措施，以免造成产品损坏或导致人身安全问题。如有其它相关问题，可咨询本公司。
This note can not cover all the problems. Please be sure to understand the product and its instructions in detail. comply with relevant safety codes, and take necessary protective measures to avoid product damage or personal safety problems. If you have any other related questions, you can consult us.

# 维护保养手册

## 一、日常检查项目

线性模组是一种常见的皮带传动机构，在实际操作中，被广泛应用到各种各样的设备中，因使用环境和使用工况不同，需要及时检查和维护。

| 日 常 检 查 项 目 | |
|---|---|
| 1. 检查部件表面是否有损伤，压痕和摩擦情况。 | 2. 检查皮带是否张紧，是否达到张力计参数标准。 |
| 3. 调试的时候因查阅同步带参数避免速度过快撞机。 | 4. 模组程序启动，人应离开模组安全距离，避免人身伤害。 |

## 二、周期维护项目

| 配 件 | 维 护 方 案 | 维 护 周 期 | 具 体 操 作 |
|---|---|---|---|
| 同步带 | 垂直使用情况下，皮带张紧力校核。 | 每半个月检查下皮带松弛。 | 把张力计对着皮带间距10MM处，手拨动皮带，皮带震动显示数值，是否达到出厂时的参数值，若不是，拧紧张紧机构。 |
| 线性滑轨 | 增加润滑脂(粘度:30-150cts)清理旧油污，注入新润滑脂。 | 每月一次或每行走100KM的距离。 | 用无尘布直接擦拭干净轨道表面及轨道珠槽，将新润滑脂直接注入油孔。 |

## 三、异常问题以及解决方法

| 线 性 模 组 异 常 情 况 | 维 修 、排 除 方 法 |
|---|---|
| 电源接入时产生异音 | 1. 调整伺服驱动器内参数“机械共振抑制”数值。<br>2. 调整伺服驱动器内参数“自动调谐”数值。 |
| 如联轴器，同步轮出现打滑 | 1. 检查同步轮，连轴器是否锁紧。<br>2. 检查同步轮，连轴器是否带键槽。<br>3. 同步轮和连轴器的轴是否匹配。 |
| 马达运转时滑台不顺畅 | 1. 检查刹车是否释放。<br>2. 将马达与线性模组分离，手推滑动座，判断问题点原因。<br>3. 检查联轴器固定螺丝是否松动。<br>4. 检查线性模组移动区域是否有异物掉落。 |
| 皮带模组运行出现定位精度不准 | 1. 检查皮带是否松弛，皮带出现跳齿。<br>2. 检查皮带导程输入数值是否正确。 |
| 如伺服电机报警，显示过载 | 1. 检查刹车是否释放。<br>2. 检查联轴器固定螺丝是否松动。<br>3. 因加减速机，加大速比，增大扭矩，降低速度。 |

另本公司负责自身商品的故障维修，并不负责因产品故障引起的其他损失。

# Maintenance manual

## 一、Daily inspection items

Linear module is a common belt transmission mechanism, which is widely used in all kinds of equipment in actual operation. It needs to be checked and maintained in time because of the different environment and working conditions.

| Daily inspection items | |
|---|---|
| 1. Check the surface of parts for damage, indentation and friction. | 2. Check whether the belt is tensioned and meets the parameter standard of tensiometer. |
| 3. When debugging, consult the timing belt parameters to avoid too fast collision. | 4. When the module starts, people should leave the module at a safe distance to avoid personal injury. |

## 二、Periodic maintenance project

| Parts | Maintenance scheme | Maintenance cycle | Specific operation |
|---|---|---|---|
| Synchronous belt | Under vertical use, belt tension Check. | Check the belt slack every half month. | Point the tensiometer at the belt spacing of 10mm, and touch the belt by hand. The vibration of the belt shows whether the value reaches the factory parameter value. If not, screw the tensioning mechanism. |
| Linear slide rail | Add grease (viscosity: 30-150cts) Clean up old grease and inject new grease. | Once a month or every 100KM distance. | Clean the track surface and track bead groove directly with a dust-free cloth, and directly inject new grease into the oil hole. |

## 三、Exceptions and solutions

| Linear module abnormal situation | Maintenance and troubleshooting methods |
|---|---|
| Abnormal sound is produced when the power supply is connected. | 1. Adjust the value of the servo drive parameter "mechanical resonance suppression".<br>2. Adjust the value of Auto tuning in the servo driver. |
| For example, the coupling and synchronous wheel slip. | 1. Check whether the synchronizing wheel and coupling are locked.<br>2. Check whether the synchronizing wheel and coupling have keyways.<br>3. Whether the shafts of the synchronizing wheel and the coupling are matched. |
| The sliding table is not smooth when the motor is running. | 1. Check the brake release.<br>2. Separate the motor from the linear module and push the sliding seat to determine the cause of the problem.<br>3. Check the coupling setting screws for loosening.<br>4. Check whether foreign objects have fallen from the moving area of the linear module. |
| The positioning accuracy of belt running is inaccurate. | 1. Check whether the belt is slack, and the belt has tooth jumping.<br>2. Check whether the input value of belt lead is correct. |
| If the servo motor alarms, overload is displayed. | 1. Check the brake release.<br>2. Check whether the coupling fixing screw is loose.<br>3. Increase the speed ratio, torque and speed by adding a reducer. |

In addition, the company is responsible for the fault maintenance of its own goods, and is not responsible for other losses caused by product failure.

# 伺服滑台需求规格调查表

| | | | |
|---|---|---|---|
| 客户名称: | | 邮箱: | |
| 电话: | | 地址: | |
| 接洽人: | | 职称: | |
| 使用需求 | 行程(mm): | 最大速度(mm/s): | |
| | 负载(kg): | 重复定位精度(mm): | |
| | 停留时间(s): | 加减速时间(s): | |
| | 安装方式: | | |

| 使用需求 | 工件力矩(mm) | 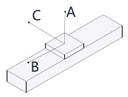 | | | 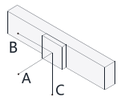 | | | 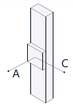 | |
|---|---|---|---|---|---|---|---|---|---|
| | | A | B | C | A | B | C | A | C |
| | | | | | | | | | |

| 组合形式 | | | | | | |
|---|---|---|---|---|---|---|
| | A系列 | A1☐ | A2☐ | A3☐ | A4☐ | A:_____ |
| | G系列 | G1☐ | G2☐ | G3☐ | G4☐ | G:_____ |
| | F系列 | F1☐ | F2☐ | F3☐ | F4☐ | F:_____ |
| | P系列 | P1☐ | P2☐ | P3☐ | P4☐ | P:_____ |

Y轴悬臂过长，建议跨距0-500以内使用辅助轨，500-800使用辅助轴，800-1200使用双驱。

| 电机连接方式 | | | | | | | |
|---|---|---|---|---|---|---|---|
| | X轴 | M ☐<br>MD☐ | MP<br>MU | MR<br>ML | LP<br>LU | RP<br>RU | DL<br>DR |
| | Y轴 | M<br>MD | MP<br>MU | MR<br>ML | LP<br>LU | RP<br>RU | DL<br>DR |
| | Z轴 | M<br>MD | MP<br>MU | MR<br>ML | LP<br>LU | RP<br>RU | DL<br>DR |
| | 单轴☐<br>多轴☐ | M<br>MD | MP<br>MU | MR<br>ML | LP<br>LU | RP<br>RU | DL<br>DR |

| | | | | |
|---|---|---|---|---|
| 伺服电机 | 品牌:_____ | 型号:_____ | | |
| 传感器位置 | 内置☐ 外挂☐ | 类型: NPN☐ PNP☐ | | 数目:_____个 |
| 应用方式 | 取放物料☐ | CCD检测☐ | 加工物件☐ | 涂胶☐ 搬运☐ |
| | 定点检测☐ | 位移检测☐ | 锁螺丝☐ | 其他:_____ |
| 应用环境 | 无尘环境☐<br>一般环境☐ | 传动方式 | 皮带☐ 螺杆☐ | 齿轮齿条☐ |
| 模组噪音要求 | 不要求☐ | 70~80db☐ | 60~70db☐ | (分贝等级会影响单价) |
| 导轨厂牌 | 皮带☐ | 指定厂牌: | (导轨品牌会影响单价) | |
| 设备设计模式 | 量产机: | 开发机: | | |

因组合形式较多，实际细节请和设计部门详细讨论。

备注:

| | | |
|---|---|---|
| 客户名称: | 客户确认签名: | 日期: |

# Linear Servo Actuator Demand Specification Survey

| | | | |
|---|---|---|---|
| Customer name: | | Email: | |
| Telephone: | | Address: | |
| Contact person: | | Title: | |
| Usage requirement | Stroke(mm): | maximum speed(mm/s): | |
| | Load (kg): | Repetition positioning accuracy(mm): | |
| | Residence time(s): | Acceleration and deceleration time(s): | |
| | Installation method: | | |

| Usage requirement | Load and Cantilever Length(mm) | 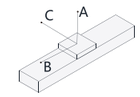 | | | 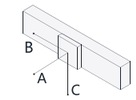 | | | 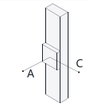 | |
|---|---|---|---|---|---|---|---|---|---|
| | | A | B | C | A | B | C | A | C |
| | | | | | | | | | |

| Combination form | | | | | | |
|---|---|---|---|---|---|---|
| | A Series | A1☐ | A2☐ | A3☐ | A4☐ | A:_____ |
| | G Series | G1☐ | G2☐ | G3☐ | G4☐ | G:_____ |
| | F Series | F1☐ | F2☐ | F3☐ | F4☐ | F:_____ |
| | P Series | P1☐ | P2☐ | P3☐ | P4☐ | P:_____ |

The Y-axis cantilever is too long. It is recommended to use auxiliary rails within the span of 0-500, auxiliary shafts for 500-800 and double drives for 800-1200.

| Motor connection mode | | | | | | | |
|---|---|---|---|---|---|---|---|
| | X axis | M<br>MD | MP<br>MU | MR<br>ML | LP<br>LU | RP<br>RU | DL<br>DR |
| | Y axis | M<br>MD | MP<br>MU | MR<br>ML | LP<br>LU | RP<br>RU | DL<br>DR |
| | Z axis | M ☐<br>MD☐ | MP☐<br>MU☐ | MR☐<br>ML☐ | LP☐<br>LU☐ | RP☐<br>RU☐ | DL☐<br>DR☐ |
| | single axis☐<br>multi axis☐ | M ☐<br>MD☐ | MP☐<br>MU☐ | MR☐<br>ML☐ | LP☐<br>LU☐ | RP☐<br>RU☐ | DL☐<br>DR☐ |

| | | | | |
|---|---|---|---|---|
| Servo motor | Brand: _____ | Model:_____ | | |
| Sensor position | Inside☐ Outside☐ | Type: NPN☐ PNP☐ | | Quantity: _____ Pcs |
| Application mode | Take and place materials☐ | CCD detection☐ | Machining material☐ | Dispense☐ Handling☐ |
| | Fixed-point detection☐ | Displacement detection☐ | Lock screw☐ | Other :_____ |
| Application environment | Dust free environment☐<br>General environment☐ | Drive Method | Screw☐ Belt☐ | Gear rack☐ |
| Module noise requirements | Does not require☐ | 70~80db☐ | 60~70db☐ | (decibel level will affect the unit price) |
| Ball screw brand | Screw☐ | Designated brand: | (Ball screw brand will affect unit price) | |
| Equipment design mode | Mass production machine: | Development machine: | | |

As there are many combinations, please discuss the actual details with the design department in detail.

Remarks:

| | | |
|---|---|---|
| Customer name: | Signature: | Date: |